



# Uniontown Hospital

*Community Health Needs Assessment*

*June 2022*

**Prepared for:**

Uniontown Hospital, Uniontown, Pennsylvania

**Prepared by:**

West Virginia University Health Sciences Center

Office of Health Affairs

**For inquiries, please contact:**

Dr. Megan Govindan, RDN  
megan.govindan@hsc.wvu.edu

## Table of Contents

---

Table of Contents.....	1
List of Tables .....	1
List of Figures .....	1
Document Acronyms .....	2
1 Background and Introduction .....	3
1.1 About Uniontown Hospital .....	3
1.2 Previous CHNA Findings .....	4
1.3 Definition of the Community Served .....	4
2 Methodology and Community Input Process .....	5
2.1 Primary Methods of Collecting and Analyzing Information.....	5
2.2 Leadership Team and Community Partners.....	7
3 Community Health Needs Prioritization .....	7
3.1 Prioritization Process .....	9
3.2 Potential Resources .....	10
4 Conclusion.....	10
5 Appendices.....	10

## List of Tables

---

Table 1: Select Demographic Data .....	5
Table 2: Community Health Perceptions Survey - Health & Disease.....	7
Table 3: Community Health Perceptions Survey - Quality of Life & Environment .....	8
Table 4: Community Health Perceptions Survey - Risky Behavior & Personal Choice .....	8

## List of Figures

---

Figure 1: Uniontown Hospital Service Area .....	4
Figure 2: Survey Response by County .....	6

## Document Acronyms

---

The following acronyms are used throughout this document:

Acronym	Definition
ACA	Affordable Care Act
CHIP	Community Health Implementation Plan
CHNA	Community Health Needs Assessment
WVUHS	West Virginia University Health System
WVU OHA	West Virginia University Office of Health Affairs

# 1 Background and Introduction

---

Provisions in the Affordable Care Act (ACA) of 2010 require tax-exempt (non-profit) hospitals to conduct a Community Health Needs Assessment (CHNA) and develop a Community Health Implementation Plan (CHIP) at least every three years. The regulations for the CHNA include defining the hospital's service area and compiling demographics and analysis of health indicators; taking into account input from the community, including public health professionals; identifying resources; and prioritizing community health needs.

The 2022 Uniontown Hospital CHNA meets the requirements described above and identifies the following prioritized needs

- Substance Use and Mental Health
- Obesity and Co-Morbid Illness
- Cancer

This document serves as a roadmap for the CHIP, which will be developed following the completion of the 2022 CHNA and will specify planned actions to be taken by Uniontown and community partners, available resources, anticipated steps, and a plan for evaluating these activities. In addition to the requirement to conduct a CHNA, Uniontown Hospital leadership expressed the desire to go beyond regulatory requirements, and beyond their own prior implementation plans, in serving patients and the community at large. To facilitate this goal, Uniontown Hospital partnered with West Virginia University's Office of Health Affairs (WVU OHA) to complete this CHNA using a robust community based process designed to engage a broad representation of community members. The WVU team was led by Dr. Megan Govindan. A CHNA leadership team including hospital and community representation was convened by Uniontown Hospital to inform and guide the process.

## 1.1 About Uniontown Hospital

Uniontown Hospital is a compassionate, dedicated community hospital providing a full range of medical care to residents of Fayette County and the surrounding areas for more than a century. Health care services provided at this acute and specialty care hospital include WVU Medicine Heart and Vascular Institute, WVU Medicine Rockefeller Neuroscience Institute, WVU Medicine Cancer Institute, an award-winning Stroke Center, the Wound Healing Center, the Orthopedic and Spine Institute, the Uniontown Hospital Sleep Clinic, and Uniontown Urology Associates.

Services also include emergency care, a full range of surgical care, pain management, pulmonary care, inpatient rehabilitation services, and complete diagnostic and laboratory services. The 145-bed facility is utilized by more than 200 medical staff representing more than 30 medical specialties. In addition to hospital-based services, WVU Medicine Uniontown Hospital also operates an Outpatient Diagnostic Center in South Union Township, Fayette County, which provides a wide range of laboratory and diagnostic testing, as well as a sub-specialty clinic in Connellsville, a pediatric clinic in conjunction with WVU Medicine Childrens in South Union Township, and primary care offices in Uniontown, Connellsville, and Carmichaels.

## 1.2 Previous CHNA Findings

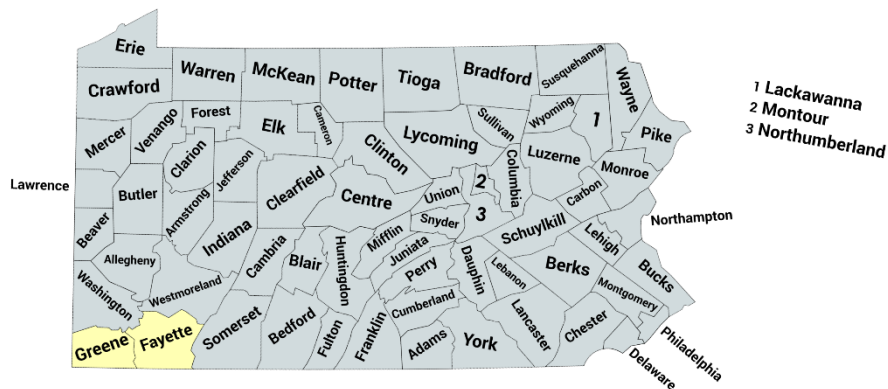
The most recent CHNA was adopted in 2019. It included a review of various secondary data to assess socioeconomic characteristics, as well as key risk factors facing the community. Additional information was provided through key informant interviews of sixteen stakeholders. The final report identified the following main health priorities, with goals and strategies for each:

- Heart Disease
- Adult Obesity
- Substance Abuse
- Mental Health Providers
- Primary Care Physicians
- Physical Inactivity
- Lack of Health Knowledge/Education

## 1.3 Definition of the Community Served

For the 2022 process, the CHNA leadership team defined the community served as Fayette and Greene Counties in Pennsylvania.

Figure 1: Uniontown Hospital Service Area



The following table contains information from the US Census Bureau and shows the most current Quickfacts<sup>1</sup> (Appendix A) for the two counties in Uniontown’s service area. It outlines some basic demographics, as well as information about health insurance coverage and poverty levels.

<sup>1</sup> <https://www.census.gov/quickfacts/fact/table/US/PST045219>

Table 1: Select Demographic Data

	Greene County	Fayette County
Population	35,569	126,931
Residents under 18	19.4%	19.1%
Non-white or 1+ race	5.7%	7.4%
Hispanic or Latino	1.6%	1.3%
High school education or more	87.6%	88.8%
Bachelor’s degree or more	17.7%	17.7%
Under 65 yrs. and uninsured	6.4%	6.8%
Persons living in poverty	12.7%	18.7%

## 2 Methodology and Community Input Process

The CHNA process began with a thorough review of the previous cycle’s needs assessment report, and included review of publicly available secondary data related to counties within Uniontown’s service area. These data included the above census data and County Health Rankings Data (Appendix B). Using these reports as a springboard, the leadership team started the initial discussion around critical health needs, changes in the community demographics over the previous few years, and lessons learned from the last CHNA cycle’s health topic prioritization and development of implementation activities.

Primary data collection was comprised of surveying community members to gather perceptions of health issues, quality of life, and other related topics. Survey data was analyzed and presented back to the Uniontown leadership team, including community partners. This meeting was focused on reviewing the survey data, discussing community assets that impact population health in Uniontown’s service area, as well as discussing the needs of those not well-represented in the survey data. At this meeting, the group worked to discuss possible strategies for each area of concern, as well as existing resources to address these needs.

### 2.1 Primary Methods of Collecting and Analyzing Information

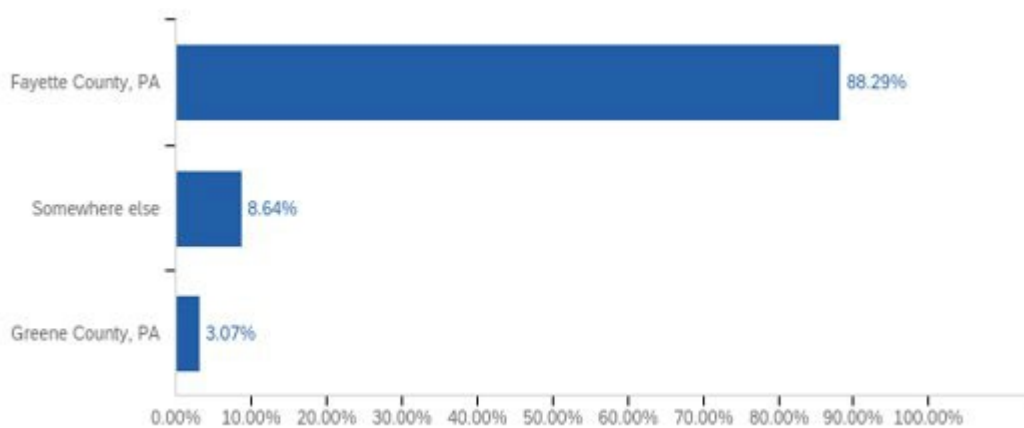
Two primary sources of data were utilized to inform the CHNA: (1) a public input survey and (2) a leadership meeting with community members. The public input survey (Appendix C) was developed by WVU OHA with the Uniontown CHNA leadership team following an iterative process. Survey topics included questions about specific health issues, thoughts on overall health of the community, quality of life, access to health care and medical needs (including specialist care), risky behaviors and personal choices, some questions specific to experiences during the COVID-19 pandemic, and demographic information including geographic location and income.

Data was collected anonymously from residents age 18 and older. The survey was disseminated via a web-based platform and as hard copies in the community. Collection and dissemination efforts included:

- Uniontown Board of Directors
- Employed and independent physicians in the area
- Uniontown Patient Portal
- Local school system
- Social media
- Living Well Coalition
- Paper copies collected at clinic locations and community meetings

It was not intended to be a representative, scientific sample of residents of these three counties, but rather a mechanism to solicit the community’s perception of health needs. A total of 521 surveys were completed by community members from the area. Noteworthy limitations included disproportionately low representation from males, from the lower-income population of these counties, from non-white community members, and from senior citizens.

Figure 2: Survey Response by County



At the conclusion of data collection, analysis was conducted by the WVU team. Results were presented back to leadership team members in aggregate (Appendix D), and also broken down by income, age, and other demographics to ensure there was no significant variation in responses among groups (Appendix E). The team discussed the data alongside known health issues in the community, experiences in their own clinical and other professional settings, resources already in place to address some of the top issues, and initial thoughts about further addressing the most prevalent community concerns.

Additional information was collected through feedback at leadership and community meeting at the end of May 2022. This session solicited input about community health needs and sought to identify groups and organizations already providing essential services. Survey results were presented to this group and strategies for improving health outcomes in the top areas were discussed. More details on the makeup of this session are found below.

Input from this meeting was compiled into a document (Appendix E). Ideas and partners will be used for reference at the implementation planning stage.

## 2.2 Leadership Team and Community Partners

The following organizations were represented on Uniontown’s CHNA leadership team and provided thorough input throughout the process of developing the CHNA. These individuals informed the public input survey and were instrumental in dissemination. Additionally, they were charged as a group with collaborative discussion of primary and secondary data to determine health priorities.

### Leadership Team

- Barbara Weiss, CFO, Uniontown Hospital
- Josh Krysak, Director of Community and Patient Relations, Uniontown Hospital
- Nichole Mosley, Community Relations, Uniontown Hospital
- Alicia Poling, Executive Assistant, Uniontown Hospital
- Jennifer Abraham, Director of Clinical Operations, Uniontown Hospital
- Stacy Clark, Director of Compliance, Uniontown Hospital
- Kari Magill, Director of Respiratory Services, Uniontown Hospital
- Paul Means, M.D., Medical Director of Primary Care, Uniontown Hospital
- Jamie Moore, Executive Director, Area Agency on Aging
- Muriel Nuttall, Executive Director, Fayette County Chamber of Commerce, and Living Well Coalition representative

## 3 Community Health Needs Prioritization

---

Following the data presentation with community partners, the leadership team reviewed all input together and identify priority areas to address through implementation strategies. Leadership reviewed closely the top concerns raised across all categories including health and disease, quality of life, environment, risky behaviors, and personal choice (see tables 2-4 below).

*Table 2: Community Health Perceptions Survey - Health & Disease*

Top Health and Disease Concerns	
Drug and/or alcohol use	69.6%
Obesity	55.2%
Diabetes	41.0%
Mental health problems	33.5%
Heart problems	18.4%



Table 3: Community Health Perceptions Survey - Quality of Life & Environment

Top Quality of Life and Environment Concerns	
Cost of health care and/or medications	58.3%
Poverty	48.8%
Lack of health insurance or limited health coverage	27.6%
Limited organized activities for children and teens	21.0%
Limited places to play or healthy activities for kids	19.3%

Table 4: Community Health Perceptions Survey - Risky Behavior & Personal Choice

Top Risky Behavior and Personal Choice Concerns	
Drug use	78.1%
Excessive alcohol use	36.5%
Lack of exercise	34.4%
Unhealthy eating choices	32.7%
Child abuse and neglect	25.4%

Health issues were largely consistent when comparing datasets across demographics. For example, both men and women listed substance use and abuse, obesity, and diabetes as their overall top three concerns, to varying degrees. For both demographics, mental health issues and cardiovascular problems were the next two health issues beyond the “top three”.

The same three health issues trade places in the “top three” across income levels, white and non-white respondents, education levels, and households with or without children. (Further demographic breakdowns of top health and disease concerns can be found in Appendix F.)

Beyond health and disease, topics related to quality of life and environment also shared a common theme. Cost of health care and medications, poverty, limited or no health insurance coverage, and lack of recreation or social spaces and activities for youth were all issues that appeared among top concerns.

Topics related to personal choice and risky behaviors tied in directly with all the above. Drug use, alcohol use, lack of exercise, and unhealthy eating choices consistently appeared among top concerns. When asked in an open-ended way for suggestions to address these issues, those who took the survey frequently answered with ideas that fell into the following categories:

- Health education
- Activities for young people

- Healthy community activities for all
- Employment opportunities
- Access to nutritious food
- Access to SUD treatment

### 3.1 Prioritization Process

The existing secondary data, new survey data, community partner input, and lessons learned from the last CHNA cycle all factored into Uniontown leadership’s prioritization decisions. The group considered the degree to which the hospital can realistically affect health outcomes for each topic, projects or programs already underway for each, as well as level of importance placed on each by the community relative to the reach of Uniontown’s impact. Leadership paid particular attention to the demographics of senior respondents (Appendix G), feedback gathered about access to health care (Appendix H), as well as other areas and demographics they know to be of particular concern in their community.

Within this discussion of where and how the hospital can realistically affect community wellbeing and health outcomes, what they could accomplish with collaboration with partners, and what topics to monitor and revisit at a later time, the list of top health concerns was organized into three that will be the focus moving forward with implementation planning.

#### **Substance Use and Mental Health**

Uniontown leadership is well-aware of ongoing issues related to drug and alcohol use in their service area, as well as a continued need for attention and resources to be directed toward mental health. In response to existing knowledge, community input, the leadership team sees it necessary to prioritize these topics.

#### **Obesity and Co-Morbid Illness**

During the previous CHNA cycle, obesity and heart disease, as well as physical inactivity appeared among the community’s top health concerns and were prioritized by hospital leadership to address through programming. Uniontown implemented strategies to address these health topics, and leadership was not surprised to see these prevalent issues rise once again to the top of the list. This cycle, building on experiences from the last and in response to community requests and ideas collected through the survey data, Uniontown is once again prioritizing obesity and co-morbid illness for addressing through community benefit programming.

#### **Cancer**

Cancer continues to remain in the top health concerns for this hospital’s area, and Uniontown has a track record of programming and partnerships that allow them to prioritize and address this issue through community benefit strategies. They will continue to do so through implementation planning this cycle.

## 3.2 Potential Resources

The following are some ideas for implementation strategy development, as well as organizations identified during the community partner meeting whose missions are aligned with the needs discussed. These potential resources could lend to addressing health concerns identified in this CHNA.

- Hospital could benefit from engaging or educating others about state-level work that is underway to address senior citizen depression rates; local behavioral health unit has seen an increase in seniors in crisis
- Community-centric goals include bringing back the Story Square concert series that was popular pre-COVID; these events are an opportunity to provide educational information and booths to residents
- Social groups focused on physical activity including kickboxing, yoga, and Wednesday Walks
- Support for Blue Zone designation of Fayette County
- Support for Backpack Program provided by the Whitehouse Free Methodist Church in Smithfield

## 4 Conclusion

---

Each of the top priorities identified in the 2022 CHNA are consistent with concerns raised in 2019. Though the COVID-19 pandemic affected data collection and other aspects of Uniontown's 2022 CHNA process, the leadership team has completed this process thoughtfully and with an eye to lessons learned the last cycle. The 2022 CHNA identified five priorities to guide Uniontown's efforts to improve the health of community members:

- Substance Use and Mental Health
- Obesity & Co-Morbid Illness
- Cancer

## 5 Appendices

---

Appendix A - US Census Quickfacts Data

Appendix B - County Health Rankings and Roadmaps Data

Appendix C - Community Health Perceptions Survey

Appendix D - Aggregate Survey Data

Appendix E - Top Health and Disease Demographic Breakdowns

Appendix F – Community Input Information

Appendix G – Senior Citizen Response

Appendix H – Responses Regarding Access to Care



**QuickFacts**

**Greene County, Pennsylvania; Fayette County, Pennsylvania**

QuickFacts provides statistics for all states and counties, and for cities and towns with a *population of 5,000 or more*.

**Table**

All Topics	Greene County, Pennsylvania	Fayette County, Pennsylvania
<b>Population Estimates, July 1 2021, (V2021)</b>	<b>35,369</b>	<b>126,931</b>
<b>PEOPLE</b>		
<b>Population</b>		
<b>Population Estimates, July 1 2021, (V2021)</b>	<b>35,369</b>	<b>126,931</b>
Population estimates base, April 1, 2020, (V2021)	35,954	128,804
Population, percent change - April 1, 2020 (estimates base) to July 1, 2021, (V2021)	-1.6%	-1.5%
Population, Census, April 1, 2020	35,954	128,804
Population, Census, April 1, 2010	38,686	136,606
<b>Age and Sex</b>		
Persons under 5 years, percent	5.2%	5.0%
Persons under 18 years, percent	19.4%	19.1%
Persons 65 years and over, percent	19.4%	21.7%
Female persons, percent	47.9%	50.4%
<b>Race and Hispanic Origin</b>		
White alone, percent	94.3%	92.6%
Black or African American alone, percent (a)	3.7%	4.8%
American Indian and Alaska Native alone, percent (a)	0.3%	0.2%
Asian alone, percent (a)	0.4%	0.4%
Native Hawaiian and Other Pacific Islander alone, percent (a)	Z	0.2%
Two or More Races, percent	1.3%	1.8%
Hispanic or Latino, percent (b)	1.6%	1.3%
White alone, not Hispanic or Latino, percent	93.1%	91.6%
<b>Population Characteristics</b>		
Veterans, 2016-2020	2,673	8,738
Foreign born persons, percent, 2016-2020	0.8%	1.5%
<b>Housing</b>		
Housing units, July 1, 2021, (V2021)	16,181	61,976
Owner-occupied housing unit rate, 2016-2020	75.2%	73.4%
Median value of owner-occupied housing units, 2016-2020	\$122,500	\$106,200
Median selected monthly owner costs -with a mortgage, 2016-2020	\$1,064	\$1,092
Median selected monthly owner costs -without a mortgage, 2016-2020	\$439	\$425
Median gross rent, 2016-2020	\$699	\$684
Building permits, 2021	41	235
<b>Families &amp; Living Arrangements</b>		
Households, 2016-2020	14,503	55,346
Persons per household, 2016-2020	2.27	2.26
Living in same house 1 year ago, percent of persons age 1 year+, 2016-2020	88.2%	90.6%
Language other than English spoken at home, percent of persons age 5 years+, 2016-2020	2.4%	3.2%
<b>Computer and Internet Use</b>		
Households with a computer, percent, 2016-2020	87.4%	83.6%
Households with a broadband Internet subscription, percent, 2016-2020	80.7%	78.0%
<b>Education</b>		
High school graduate or higher, percent of persons age 25 years+, 2016-2020	87.6%	88.8%
Bachelor's degree or higher, percent of persons age 25 years+, 2016-2020	17.7%	17.7%
<b>Health</b>		
With a disability, under age 65 years, percent, 2016-2020	14.7%	14.7%
Persons without health insurance, under age 65 years, percent	6.4%	6.8%
<b>Economy</b>		

In civilian labor force, total, percent of population age 16 years+, 2016-2020	48.6%	54.6%
In civilian labor force, female, percent of population age 16 years+, 2016-2020	46.9%	51.3%
Total accommodation and food services sales, 2012 (\$1,000) (c)	53,343	211,832
Total health care and social assistance receipts/revenue, 2012 (\$1,000) (c)	141,314	619,786
Total manufacturers shipments, 2012 (\$1,000) (c)	101,467	1,324,169
Total retail sales, 2012 (\$1,000) (c)	883,684	1,638,849
Total retail sales per capita, 2012 (c)	\$23,203	\$12,081
<b>Transportation</b>		
Mean travel time to work (minutes), workers age 16 years+, 2016-2020	29.0	26.7
<b>Income &amp; Poverty</b>		
Median household income (in 2020 dollars), 2016-2020	\$55,993	\$49,075
Per capita income in past 12 months (in 2020 dollars), 2016-2020	\$28,030	\$27,778
Persons in poverty, percent	△ 12.7%	△ 18.7%

## BUSINESSES

<b>Businesses</b>		
Total employer establishments, 2020	679	2,485
Total employment, 2020	11,539	33,007
Total annual payroll, 2020 (\$1,000)	487,143	1,175,845
Total employment, percent change, 2019-2020	-7.2%	-2.5%
Total nonemployer establishments, 2018	1,491	6,213
All firms, 2012	2,095	8,105
Men-owned firms, 2012	1,265	4,709
Women-owned firms, 2012	521	2,343
Minority-owned firms, 2012	F	369
Nonminority-owned firms, 2012	1,969	7,430
Veteran-owned firms, 2012	293	856
Nonveteran-owned firms, 2012	1,666	6,734

## GEOGRAPHY

<b>Geography</b>		
Population per square mile, 2010	67.2	172.8
Land area in square miles, 2010	575.95	790.34
FIPS Code	42059	42051

[About datasets used in this table](#)

**Value Notes**

⚠ Estimates are not comparable to other geographic levels due to methodology differences that may exist between different data sources.

Some estimates presented here come from sample data, and thus have sampling errors that may render some apparent differences between geographies statistically indistinguishable. Click the Quick Info ⓘ icon to the left of the row in TABLE view to learn about sampling error.

The vintage year (e.g., V2021) refers to the final year of the series (2020 thru 2021). Different vintage years of estimates are not comparable.

Users should exercise caution when comparing 2016-2020 ACS 5-year estimates to other ACS estimates. For more information, please visit the [2020 5-year ACS Comparison Guidance](#) page.

**Fact Notes**

- (a) Includes persons reporting only one race
- (c) Economic Census - Puerto Rico data are not comparable to U.S. Economic Census data
- (b) Hispanics may be of any race, so also are included in applicable race categories

**Value Flags**

- Either no or too few sample observations were available to compute an estimate, or a ratio of medians cannot be calculated because one or both of the median estimates falls in the lowest or upper interquartile range of an open ended distribution.
- F Fewer than 25 firms
- D Suppressed to avoid disclosure of confidential information
- N Data for this geographic area cannot be displayed because the number of sample cases is too small.
- FN Footnote on this item in place of data
- X Not applicable
- S Suppressed; does not meet publication standards
- NA Not available
- Z Value greater than zero but less than half unit of measure shown

QuickFacts data are derived from: Population Estimates, American Community Survey, Census of Population and Housing, Current Population Survey, Small Area Health Insurance Estimates, Small Area Income and Poverty Estimates, State and County Housing Unit Estimates, County Business Patterns, Nonemployer Statistics, Economic Census, Survey of Business Owners, Building Permits.

CONNECT WITH US      

[Accessibility](#) | [Information Quality](#) | [FOIA](#) | [Data Protection and Privacy Policy](#) | [U.S. Department of Commerce](#)



The 2022 Rankings include deaths attributable to COVID-19 from 2020. See our FAQs for more information on COVID-specific data.

## Fayette (FA) 2022 Rankings

Download Pennsylvania Rankings Data

### County Demographics

	County	State
Population	128,126	12,783,254
% below 18 years of age	19.1%	20.5%
% 65 and older	22.3%	19.1%
% Non-Hispanic Black	4.7%	10.9%
% American Indian & Alaska Native	0.2%	0.4%
% Asian	0.4%	3.9%
% Native Hawaiian/Other Pacific Islander	0.2%	0.1%
% Hispanic	1.3%	8.1%
% Non-Hispanic White	91.5%	75.3%
% not proficient in English **	0%	2%
% Females	50.3%	51.0%
% Rural	47.9%	21.3%

	County	Error Margin	Top U.S. Performers ^	Pennsylvania
<b>Health Outcomes</b>				
<b>Length of Life</b>				
Premature death	10,700	10,000-11,300	5,600	7,600
<b>Quality of Life</b>				
Poor or fair health **	22%	19-24%	15%	18%
Poor physical health days **	4.7	4.4-5.0	3.4	3.9
Poor mental health days **	5.4	5.0-5.7	4.0	4.6
Low birthweight	9%	9-10%	6%	8%
<b>Additional Health Outcomes (not included in overall ranking)</b>				
COVID-19 age-adjusted mortality **	77	65-89	43	88
Life expectancy	74.9	74.4-75.4	80.6	78.0
Premature age-adjusted mortality	490	470-510	290	370
Child mortality	60	50-80	40	50
Infant mortality	8	7-10	4	6
Frequent physical distress **	15%	13-16%	10%	12%
Frequent mental distress **	18%	16-19%	13%	15%
Diabetes prevalence **	10%	9-11%	8%	9%
HIV prevalence	102		38	334
<b>Health Factors</b>				
<b>Health Behaviors</b>				
Adult smoking **	24%	21-28%	15%	18%
Adult obesity **	39%	37-40%	30%	33%
Food environment index	7.4		8.8	8.4
Physical inactivity **	32%	29-35%	23%	25%
Access to exercise opportunities	51%		86%	78%

Appendix B - County Health Rankings and Roadmaps

Excessive drinking **	19%	18-20%	15%	20%
Alcohol-impaired driving deaths	36%	31-41%	10%	25%
Sexually transmitted infections	355.8		161.8	481.9
Teen births	29	27-31	11	15
<b>Additional Health Behaviors (not included in overall ranking)</b>				
Food insecurity	15%		9%	11%
Limited access to healthy foods	6%		2%	5%
Drug overdose deaths	43	37-50	11	36
Motor vehicle crash deaths	16	13-19	9	9
Insufficient sleep **	41%	39-42%	32%	39%
<b>Clinical Care</b>				
Uninsured	7%	6-8%	6%	7%
Primary care physicians	3,010:1		1,010:1	1,220:1
Dentists	1,580:1		1,210:1	1,410:1
Mental health providers	260:1		250:1	420:1
Preventable hospital stays	5,129		2,233	3,966
Mammography screening	43%		52%	47%
Flu vaccinations	45%		55%	54%
<b>Additional Clinical Care (not included in overall ranking)</b>				
Uninsured adults	8%	7-9%	7%	8%
Uninsured children	4%	3-5%	3%	5%
Other primary care providers	820:1		580:1	740:1
<b>Social &amp; Economic Factors</b>				
High school completion	89%	88-90%	94%	91%
Some college	52%	48-55%	74%	67%
Unemployment	11.7%		4.0%	9.1%
Children in poverty	24%	18-29%	9%	14%
Income inequality	5.0	4.7-5.3	3.7	4.7
Children in single-parent households	27%	23-31%	14%	26%
Social associations	13.7		18.1	12.2
Violent crime	205		63	315
Injury deaths	120	112-128	61	93
<b>Additional Social &amp; Economic Factors (not included in overall ranking)</b>				
High school graduation	89%		96%	87%
Disconnected youth	9%	6-12%	4%	6%
Reading scores	2.9		3.3	3.1
Math scores	2.9		3.4	3.1
School segregation	0.10		0.02	0.32
School funding adequacy	\$2,763			\$4,776
Gender pay gap	0.72	0.68-0.77	0.88	0.80
Median household income	\$45,300	\$41,100 to \$49,400	\$75,100	\$64,900
Living wage **	\$37.54			\$38.24
Children eligible for free or reduced price lunch	72%		32%	51%
Residential segregation - Black/white	54		27	71
Residential segregation - non-white/white	41		16	58
Childcare cost burden **	38%		18%	26%
Childcare centers **	4		12	5
Homicides	5	3-6	2	6
Suicides	17	14-20	11	14
Firearm fatalities	17	14-20	8	13
Juvenile arrests	42			18
<b>Physical Environment</b>				
Air pollution - particulate matter	8.5		5.9	8.3
Drinking water violations	Yes			
Severe housing problems	13%	12-14%	9%	15%
Driving alone to work	83%	82-85%	72%	74%
Long commute - driving alone	37%	35-39%	16%	38%
<b>Additional Physical Environment (not included in overall ranking)</b>				
Traffic volume	148			567
Homeownership	73%	72-75%	81%	69%
Severe housing cost burden	11%	10-12%	7%	13%
Broadband access	78%	77-79%	88%	84%

^ 10th/90th percentile, i.e., only 10% are better.

\*\* Data should not be compared with prior years

Note: Blank values reflect unreliable or missing data







The 2022 Rankings include deaths attributable to COVID-19 from 2020. See our FAQs for more information on COVID-specific data.

## Greene (GR) 2022 Rankings

Download Pennsylvania Rankings Data

### County Demographics

	County	State
Population	35,621	12,783,254
% below 18 years of age	19.2%	20.5%
% 65 and older	20.1%	19.1%
% Non-Hispanic Black	3.5%	10.9%
% American Indian & Alaska Native	0.3%	0.4%
% Asian	0.4%	3.9%
% Native Hawaiian/Other Pacific Islander	0.0%	0.1%
% Hispanic	1.6%	8.1%
% Non-Hispanic White	93.2%	75.3%
% not proficient in English **	0%	2%
% Females	47.9%	51.0%
% Rural	66.8%	21.3%

	County	Error Margin	Top U.S. Performers ^	Pennsylvania
<b>Health Outcomes</b>				
<b>Length of Life</b>				
Premature death	9,400	8,300-10,600	5,600	7,600
<b>Quality of Life</b>				
Poor or fair health **	20%	17-22%	15%	18%
Poor physical health days **	4.4	4.1-4.8	3.4	3.9
Poor mental health days **	5.1	4.8-5.5	4.0	4.6
Low birthweight	10%	9-11%	6%	8%
<b>Additional Health Outcomes (not included in overall ranking)</b>				
COVID-19 age-adjusted mortality **	68	47-95	43	88
Life expectancy	75.3	74.4-76.2	80.6	78.0
Premature age-adjusted mortality	470	430-500	290	370
Child mortality	50	30-80	40	50
Infant mortality			4	6
Frequent physical distress **	14%	13-15%	10%	12%
Frequent mental distress **	17%	15-18%	13%	15%
Diabetes prevalence **	9%	9-10%	8%	9%
HIV prevalence	112		38	334
<b>Health Factors</b>				
<b>Health Behaviors</b>				
Adult smoking **	24%	21-27%	15%	18%
Adult obesity **	37%	36-39%	30%	33%
Food environment index	7.7		8.8	8.4
Physical inactivity **	30%	27-32%	23%	25%
Access to exercise opportunities	48%		86%	78%

Appendix B - County Health Rankings and Roadmaps

Excessive drinking **	20%		15%	20%
Alcohol-impaired driving deaths	43%	35-50%	10%	25%
Sexually transmitted infections	298.1		161.8	481.9
Teen births	20	17-23	11	15
<b>Additional Health Behaviors (not included in overall ranking)</b>				
Food insecurity	13%		9%	11%
Limited access to healthy foods	7%		2%	5%
Drug overdose deaths	29	19-41	11	36
Motor vehicle crash deaths	21	16-27	9	9
Insufficient sleep **	41%	39-42%	32%	39%
<b>Clinical Care</b>				
Uninsured	6%	6-7%	6%	7%
Primary care physicians	2,420:1		1,010:1	1,220:1
Dentists	2,740:1		1,210:1	1,410:1
Mental health providers	810:1		250:1	420:1
Preventable hospital stays	6,504		2,233	3,966
Mammography screening	42%		52%	47%
Flu vaccinations	36%		55%	54%
<b>Additional Clinical Care (not included in overall ranking)</b>				
Uninsured adults	7%	6-8%	7%	8%
Uninsured children	5%	3-6%	3%	5%
Other primary care providers	1,480:1		580:1	740:1
<b>Social &amp; Economic Factors</b>				
High school completion	88%	86-89%	94%	91%
Some college	50%	45-55%	74%	67%
Unemployment	9.7%		4.0%	9.1%
Children in poverty	17%	10-23%	9%	14%
Income inequality	4.8	4.2-5.4	3.7	4.7
Children in single-parent households	25%	20-31%	14%	26%
Social associations	14.9		18.1	12.2
Violent crime	187		63	315
Injury deaths	100	85-114	61	93
<b>Additional Social &amp; Economic Factors (not included in overall ranking)</b>				
High school graduation	86%		96%	87%
Disconnected youth	8%	4-12%	4%	6%
Reading scores	3.0		3.3	3.1
Math scores	3.2		3.4	3.1
School segregation	0.07		0.02	0.32
School funding adequacy	\$5,127			\$4,776
Gender pay gap	0.63	0.58-0.68	0.88	0.80
Median household income	\$59,300	\$54,500 to \$64,200	\$75,100	\$64,900
Living wage **	\$36.58			\$38.24
Children eligible for free or reduced price lunch	43%		32%	51%
Residential segregation - Black/white			27	71
Residential segregation - non-white/white	24		16	58
Childcare cost burden **	30%		18%	26%
Childcare centers **	2		12	5
Homicides			2	6
Suicides	17	12-24	11	14
Firearm fatalities	14	9-20	8	13
Juvenile arrests	6			18
<b>Physical Environment</b>				
Air pollution - particulate matter	6.4		5.9	8.3
Drinking water violations	Yes			
Severe housing problems	9%	8-11%	9%	15%
Driving alone to work	82%	79-84%	72%	74%
Long commute - driving alone	48%	44-52%	16%	38%
<b>Additional Physical Environment (not included in overall ranking)</b>				
Traffic volume	100			567
Homeownership	75%	73-77%	81%	69%
Severe housing cost burden	9%	7-10%	7%	13%
Broadband access	81%	78-83%	88%	84%

^ 10th/90th percentile, i.e., only 10% are better.

\*\* Data should not be compared with prior years

Note: Blank values reflect unreliable or missing data





Thank you for taking this Community Health Survey- your thoughts are important to us and will benefit the people who live in your County. Survey results will be used to help guide Uniontown Hospital's health programs and address community members' health concerns.

**This survey is anonymous - your answers will not be connected to you in any way.**

Thank you for your time and please contact us if you have any questions or need help completing this survey. If you have recently completed this survey, there is no need to do so again. - Emily Sarkees, WVU Office of Health Affairs, [edillama@hsc.wvu.edu](mailto:edillama@hsc.wvu.edu)

(1.) In which county do you currently live?

- Fayette County, PA
- Greene County, PA
- Somewhere else

(2.) If “somewhere else”, in which county and state do you live?

County \_\_\_\_\_  
State \_\_\_\_\_

(3.) What is your age?

- Less than 18 years (If under the age of 18, there is no need for you to continue with this survey. Thank you for your time!)
- 18 to 29
- 30 to 39
- 40 to 49
- 50 to 64
- 65 years or more

(4.) How were you invited to complete this survey?

- My employer
- Social media
- Friend or family member
- Public school, library, or other community organization
- Other \_\_\_\_\_

(5.) What do you think is the most important health problem or issue where you live?

---

---

(6.) How would you rate your county as a “healthy community”?

- Very Unhealthy
- Unhealthy
- Somewhat Unhealthy
- Somewhat Healthy
- Healthy
- Very Healthy

(7.) From the following list, which do you think are the 3 most important problems related to health and disease in your county? **Please choose ONLY 3.**

- |  |   |
|--|---|
| <input type="radio"/> Aging problems     | <input type="radio"/> Depression/hopelessness         |
| <input type="radio"/> Anxiety            | <input type="radio"/> Drug and/or alcohol use         |
| <input type="radio"/> Cancers            | <input type="radio"/> Heart problems                  |
| <input type="radio"/> Chronic disease    | <input type="radio"/> Mental health problems          |
| <input type="radio"/> COVID-19           | <input type="radio"/> Obesity                         |
| <input type="radio"/> Dental problems    | <input type="radio"/> Respiratory/lung disease/asthma |
| <input type="radio"/> Diabetes (“sugar”) | <input type="radio"/> Other _____                     |

(8.) From the following list, which do you think are the 3 most important problems related to quality of life and environment in your county? **Please choose ONLY 3.**

- |   |   |
|---|---|
| <input type="radio"/> Chronic loneliness or isolation                     | <input type="radio"/> Limited organized activities for children and teens   |
| <input type="radio"/> Cost of health care and/or medications              | <input type="radio"/> Limited places to play or healthy activities for kids |
| <input type="radio"/> Homelessness  | <input type="radio"/> Limited safe places to walk, bike, etc.               |
| <input type="radio"/> Lack of health insurance or limited health coverage | <input type="radio"/> Limited social services programs                      |
| <input type="radio"/> Limited ability to get health food or enough food   | <input type="radio"/> Poverty   |
| <input type="radio"/> Limited access to transportation                    | <input type="radio"/> Water/air quality                                     |
| <input type="radio"/> Limited affordable/quality housing                  | <input type="radio"/> Other _____   |
| <input type="radio"/> Limited job opportunities                           |   |

(9.) From the following list, which do you think are the 3 most important risky behaviors related to personal choices in your county? **Please choose ONLY 3.**

- |  |   |
|--|---|
| <input type="radio"/> Excessive alcohol use              | <input type="radio"/> Lack of exercise                      |
| <input type="radio"/> Child abuse and neglect            | <input type="radio"/> Not getting recommended immunizations |
| <input type="radio"/> Crime                              | <input type="radio"/> Overeating                            |
| <input type="radio"/> Distracted driving (cellphone use) | <input type="radio"/> Tobacco                               |
| <input type="radio"/> Domestic violence                  | <input type="radio"/> Unhealthy eating choices              |
| <input type="radio"/> Drug use                           | <input type="radio"/> Vaping                                |
| <input type="radio"/> Gambling                           | <input type="radio"/> Other _____                           |
| <input type="radio"/> Impaired driving (drugs/alcohol)   |   |

(10.) Can you think of something that would help improve the health of your community?

---



---

(11.) What type of health insurance coverage do you have? (Select all that apply)

- Private health insurance (e.g., through your employer, union, family member, or private plan)
- Public health insurance (e.g., Medicaid, Medicare, VA services, Tricare, Chip, or Indian Health Services)
- Uninsured (i.e., no health insurance coverage)
- Other (please specify) \_\_\_\_\_

(12.) I know how to access medical care in my community.

- Strongly agree
- Somewhat agree
- Neither agree nor disagree
- Somewhat disagree
- Strongly disagree

(13.) Please tell us your level of agreement with each of these sentences about your County.

	Strongly disagree	Somewhat disagree	Neither agree nor disagree	Somewhat agree	Strongly agree
I have access to good health care.	<input type="radio"/>	<input type="radio"/>	<input type="radio"/>	<input type="radio"/>	<input type="radio"/>
I am satisfied with the medical care I receive.	<input type="radio"/>	<input type="radio"/>	<input type="radio"/>	<input type="radio"/>	<input type="radio"/>
I am able to afford medical care when needed.	<input type="radio"/>	<input type="radio"/>	<input type="radio"/>	<input type="radio"/>	<input type="radio"/>
I am able to afford medications when needed.	<input type="radio"/>	<input type="radio"/>	<input type="radio"/>	<input type="radio"/>	<input type="radio"/>
I am able to get medical care when I need it.	<input type="radio"/>	<input type="radio"/>	<input type="radio"/>	<input type="radio"/>	<input type="radio"/>
I am able to see specialists when needed.	<input type="radio"/>	<input type="radio"/>	<input type="radio"/>	<input type="radio"/>	<input type="radio"/>
I am able to see my primary care doctor when needed.	<input type="radio"/>	<input type="radio"/>	<input type="radio"/>	<input type="radio"/>	<input type="radio"/>
I am able to get mental health care when needed.	<input type="radio"/>	<input type="radio"/>	<input type="radio"/>	<input type="radio"/>	<input type="radio"/>
I have access to a walk-in clinic or urgent care.	<input type="radio"/>	<input type="radio"/>	<input type="radio"/>	<input type="radio"/>	<input type="radio"/>

(14.) What medical services or specialties would you like to see offered in your area?

---



---

(15.) Please tell us about access to telehealth medical care in your home.

- I do not have access to high-speed internet at home and cannot access telehealth medical care.
- I have high-speed internet, but it is not reliable or fast enough to use for telehealth medical care.
- I have high-speed internet at home, but would prefer not to use it for telehealth medical care.
- I have high-speed internet at home, but need more information about telehealth medical care before deciding.
- I have high-speed internet at home, and would be comfortable attending a telehealth medical appointment this way.

(16.) In the past 12 months, have you seen a medical provider for a routine check-up, wellness visit, or other preventive care?

- Yes
- No (If no, why not? ) \_\_\_\_\_

*(if “yes” to question 16)*

(17.) What kind of health facility or office do you usually go to when you receive preventive care? Please select all that apply.

- A doctor’s office or health center
- Urgent care center or clinic
- Hospital emergency room
- A VA medical center or clinic
- Other (please specify)
- None of these options

*(if “yes” to question 16)*

(18.) During your last check-up or wellness visit which routine screenings or services did you receive?

	Yes	No	Do not recall
General physical exam.	<input type="radio"/>	<input type="radio"/>	<input type="radio"/>
Obesity check (e.g., BMI)	<input type="radio"/>	<input type="radio"/>	<input type="radio"/>
Oral health (e.g., teeth) screening	<input type="radio"/>	<input type="radio"/>	<input type="radio"/>
Depression screening	<input type="radio"/>	<input type="radio"/>	<input type="radio"/>
Cholesterol and blood pressure	<input type="radio"/>	<input type="radio"/>	<input type="radio"/>
Eye exam	<input type="radio"/>	<input type="radio"/>	<input type="radio"/>
Immunizations (e.g., chickenpox, shingles, flu, etc.)	<input type="radio"/>	<input type="radio"/>	<input type="radio"/>
Hearing check	<input type="radio"/>	<input type="radio"/>	<input type="radio"/>
Skin check (e.g., moles, lesions, or spots)	<input type="radio"/>	<input type="radio"/>	<input type="radio"/>



(question 18 continued)	Yes	No	Do not recall
Breast exam or mammogram	<input type="radio"/>	<input type="radio"/>	<input type="radio"/>
Prostate exam or PSA test	<input type="radio"/>	<input type="radio"/>	<input type="radio"/>
Colon cancer exam or colonoscopy	<input type="radio"/>	<input type="radio"/>	<input type="radio"/>
Pelvic exam	<input type="radio"/>	<input type="radio"/>	<input type="radio"/>
Testicular exam	<input type="radio"/>	<input type="radio"/>	<input type="radio"/>
Cervical cancer exam or pap smear	<input type="radio"/>	<input type="radio"/>	<input type="radio"/>
Bone density exam	<input type="radio"/>	<input type="radio"/>	<input type="radio"/>
None of the above	<input type="radio"/>	<input type="radio"/>	<input type="radio"/>

(19.) During the past 4 weeks,

	Excellent	Good	Fair	Poor	Very Poor
How would you rate your overall health?	<input type="radio"/>	<input type="radio"/>	<input type="radio"/>	<input type="radio"/>	<input type="radio"/>
How much did physical health problems limit your usual physical activities (such as walking or climbing stairs)?	<input type="radio"/>	<input type="radio"/>	<input type="radio"/>	<input type="radio"/>	<input type="radio"/>
How much difficulty did you have doing your daily work, both at home and away from home, because of your physical health?	<input type="radio"/>	<input type="radio"/>	<input type="radio"/>	<input type="radio"/>	<input type="radio"/>
How much bodily pain have you had?	<input type="radio"/>	<input type="radio"/>	<input type="radio"/>	<input type="radio"/>	<input type="radio"/>
How much energy did you have?	<input type="radio"/>	<input type="radio"/>	<input type="radio"/>	<input type="radio"/>	<input type="radio"/>
How much did your physical health or emotional health problems limit your usual social activities with family or friends?	<input type="radio"/>	<input type="radio"/>	<input type="radio"/>	<input type="radio"/>	<input type="radio"/>
How much have you been bothered by emotional problems (such as feeling anxious, depressed, or irritable)?	<input type="radio"/>	<input type="radio"/>	<input type="radio"/>	<input type="radio"/>	<input type="radio"/>
How much did your personal or emotional problems keep you from doing your usual work, school, or other daily activities?	<input type="radio"/>	<input type="radio"/>	<input type="radio"/>	<input type="radio"/>	<input type="radio"/>

(20.) Did you experience any of the following before age 18? Please check all that apply. (For local crisis help information from Chestnut Ridge’s 24-hour crisis line, please call 724-437-1003. For national resources please call 1-800-273-TALK, text HOME to 741741, or call 211 for essential community services.)

	Often	Sometimes	Never
Did you live with anyone who was depressed, mentally ill, or suicidal?	<input type="radio"/>	<input type="radio"/>	<input type="radio"/>
Did you live with anyone who was a problem drinker or an alcoholic?	<input type="radio"/>	<input type="radio"/>	<input type="radio"/>
Did you live with anyone who used illegal street drugs or who abused prescription medications?	<input type="radio"/>	<input type="radio"/>	<input type="radio"/>

<i>(question 20 continued)</i>	Often	Sometimes	Never
Did you live with anyone who served time or who was sentenced to serve time in a prison, jail, or other correctional facility?	<input type="radio"/>	<input type="radio"/>	<input type="radio"/>
Were your parents separated or divorced?	<input type="radio"/>	<input type="radio"/>	<input type="radio"/>
How often did your parents or adults in your home ever slap, hit, kick, punch, or beat each other up?	<input type="radio"/>	<input type="radio"/>	<input type="radio"/>
Before the age of 18, how often did a person or adult in your home ever hit, beat, kick, or physically hurt you in any way?	<input type="radio"/>	<input type="radio"/>	<input type="radio"/>
How often did a parent or adult in your home ever swear at you, insult you, or put you down?	<input type="radio"/>	<input type="radio"/>	<input type="radio"/>
How often did anyone at least 5 years older than you or an adult ever touch you sexually?	<input type="radio"/>	<input type="radio"/>	<input type="radio"/>
How often did anyone at least 5 years older than you or an adult try to make you touch them sexually?	<input type="radio"/>	<input type="radio"/>	<input type="radio"/>
How often did anyone at least 5 years older than you or an adult force you to have sex?	<input type="radio"/>	<input type="radio"/>	<input type="radio"/>

(21.) Within the past 12 months the food we bought just didn't last and we didn't have money to get more.

- Often true
- Never true

(22.) Within the past 12 months we worried whether our food would run out before we got money to buy more.

- Often true
- Never true

(23.) Are you a resident age 55 or older?

- Yes
- No

(24.) Are you a caregiver for children under the age of 18 (including grandchildren or others who are not your biological children)?

- Yes
- No

*(if "yes" to question 24)*

(25.) How many children under the age of 18 live in your household? Please enter a whole number even if you are not the biological parent. \_\_\_\_\_

(if “yes” to questions 23 & 24)

(26.) What is the best way for you to receive information about community resources that are available to you or your family? (Examples: Facebook, newspaper or radio, from your child’s school, etc.)

---

(if “yes” to questions 23 & 24)

(27.) What resources do you need that you do not have? Your answer can be about your own needs or those of someone you care for. (Examples: transportation, food, school or medical supplies.)

---

(28.) How often do you smoke cigarettes?

- Every day
- Some days
- Not at all

(29.) During the past month, how many days per week did you have at least one alcoholic beverage? (A beer, a glass of wine, or a mixed drink with a shot of liquor.)

- 1 day per week
- 2 days per week
- 3 days per week
- 4 days per week
- 5 days per week
- 6 days per week
- 7 days per week
- None

(30.) During the past month, how many days per week did you get exercise from running, gardening, walking, or something else?

- 1 day per week
- 2 days per week
- 3 days per week
- 4 days per week
- 5 days per week
- 6 days per week
- 7 days per week
- None

(31.) On average, how many hours of sleep do you get in a 24-hour period? \_\_\_\_\_

(32.) About how much do you weigh in pounds? \_\_\_\_\_

(33.) About how tall are you in feet and inches? \_\_\_\_\_

(34.) What sex were you assigned at birth, on your original birth certificate?

- Male
- Female

(35.) How do you describe yourself? (check one)

- Male
- Female
- Transgender
- Do not identify as male, female, or transgender

(36.) Which of these groups best describes your race? Please select all that apply.

- White/Caucasian
- Asian
- Black or African American
- American Indian or Alaskan Native
- Native Hawaiian or Other Pacific Islander
- Other (please specify) \_\_\_\_\_

(37.) Are you of Hispanic or Latino origin or descent?

- Yes, Hispanic or Latino
- No, not Hispanic or Latino

(38.) What is the highest level of education you have completed?

- Less than high school graduate
- High school diploma or equivalent (GED)
- Some college or certification
- Technical or vocational degree/certificate
- Associate degree
- Bachelor's degree or higher (includes any advanced degrees)
- Other (please specify) \_\_\_\_\_

(39.) What is your estimated yearly household income?

- Less than \$20,000
- \$20,000 to \$29,999
- \$30,000 to \$49,999
- \$50,000 to \$74,999
- \$75,000 to \$99,999
- More than \$100,000
- Prefer not to answer

(40.) What is your marital status?

- Single
- Married or in a domestic partnership
- Divorced
- Never married
- Separated
- Widowed
- Other (please specify) \_\_\_\_\_

(41.) Is there anything else you would like to say about health in your community?

---

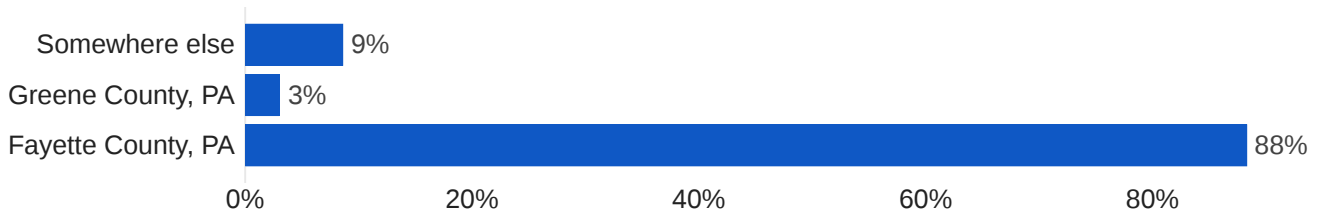
---

---

Appendix D - Community Health Survey Data

Q1 - Where do you live?

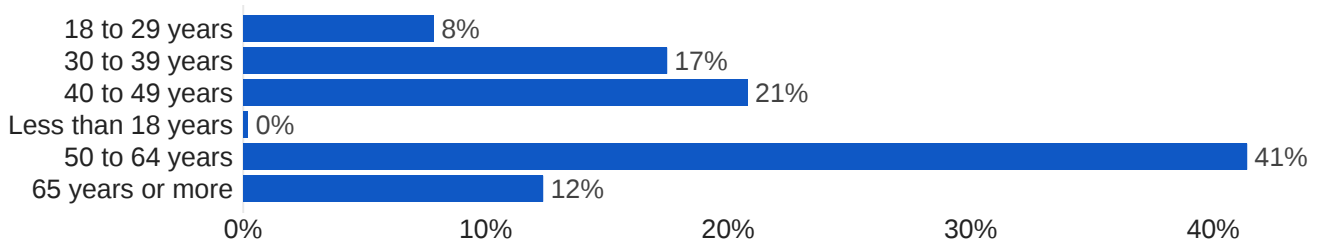
521 Responses



● Percentage

Q3 - What is your age?

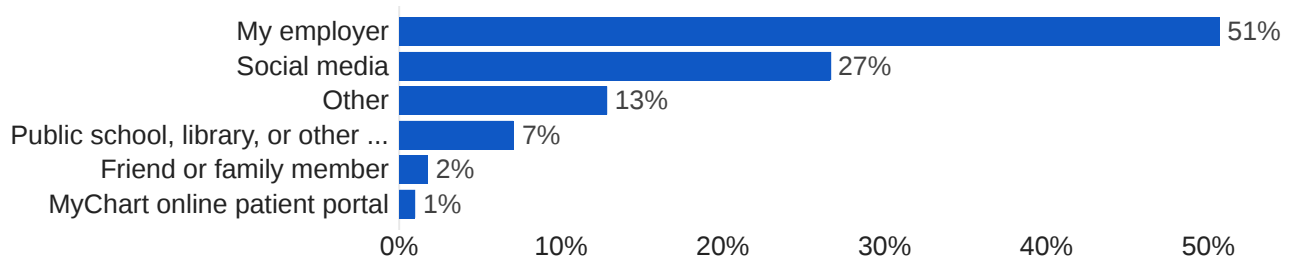
510 Responses



● Percentage

Q4 - How were you invited to complete this survey?

507 Responses



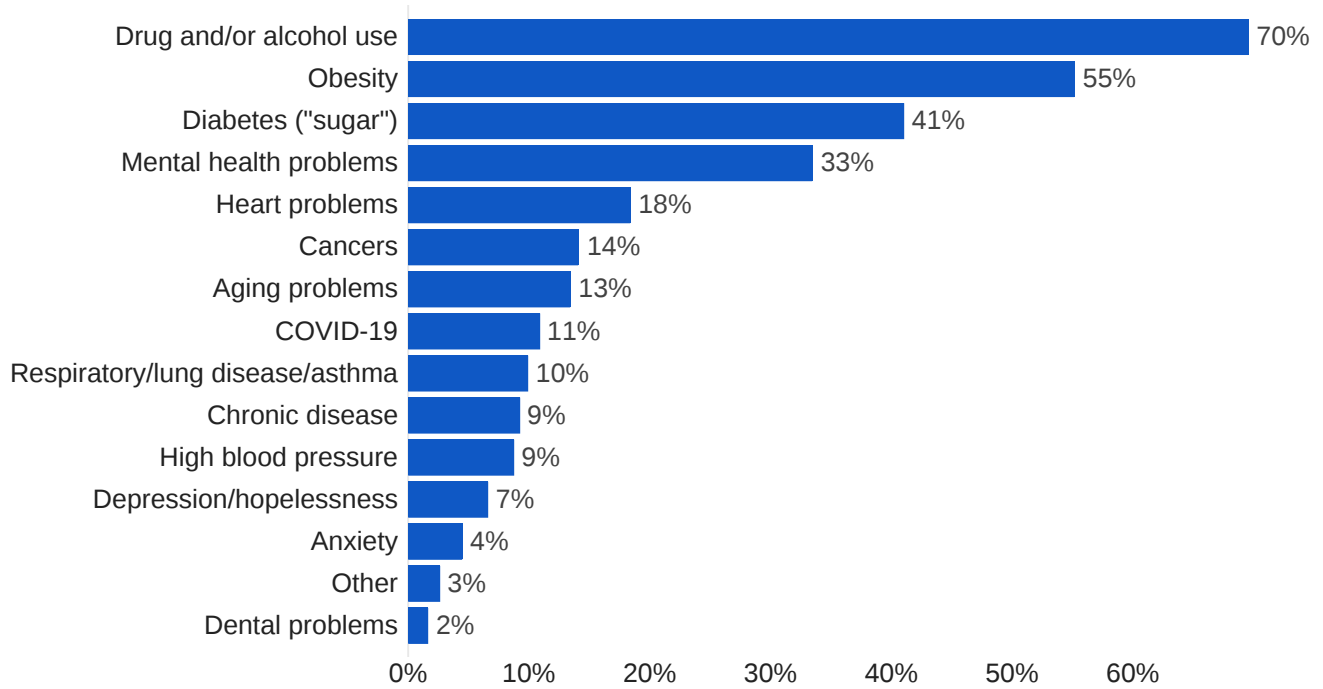
● Percentage



Appendix D - Community Health Survey Data

Q7 - From the following list, which do you think are the 3 most important problems related to health and disease in your county? Please choose ONLY 3. - Selected Choice

424 Responses



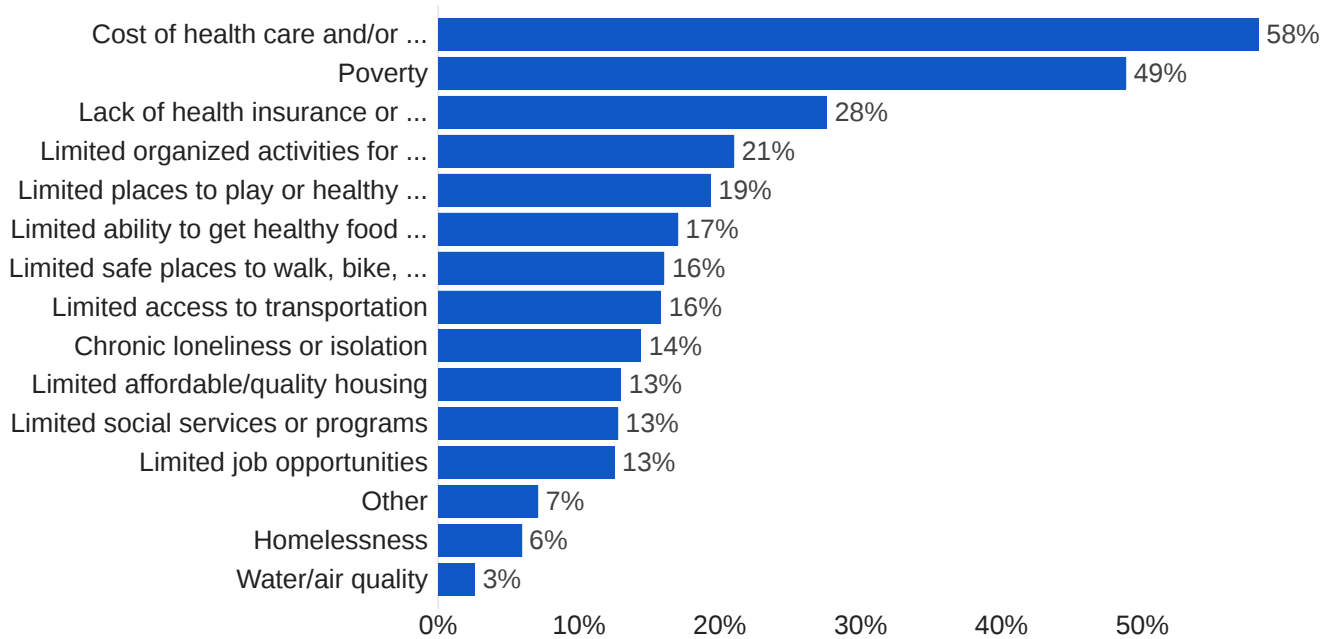
● Percentage of Responses



Appendix D - Community Health Survey Data

Q8 - From the following list, which do you think are the 3 most important problems related to quality of life and environment in your county? Please choose ONLY 3. - Selected Choice

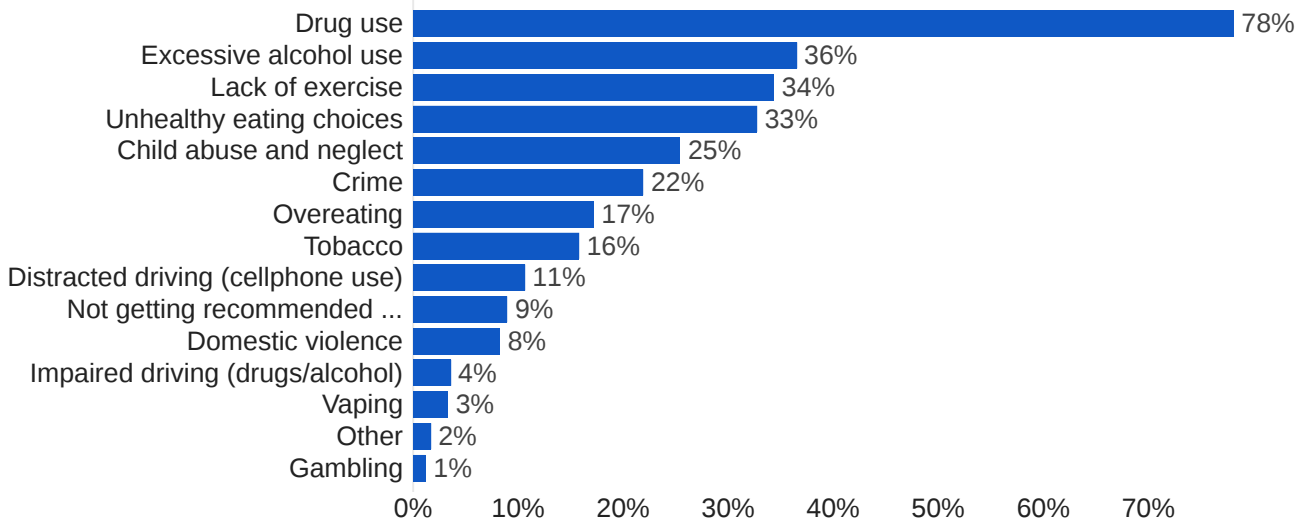
424 Responses



● Percentage of Responses

Q9 - From the following list, which do you think are the 3 most important risky behaviors related to pers - Selected Choice

425 Responses



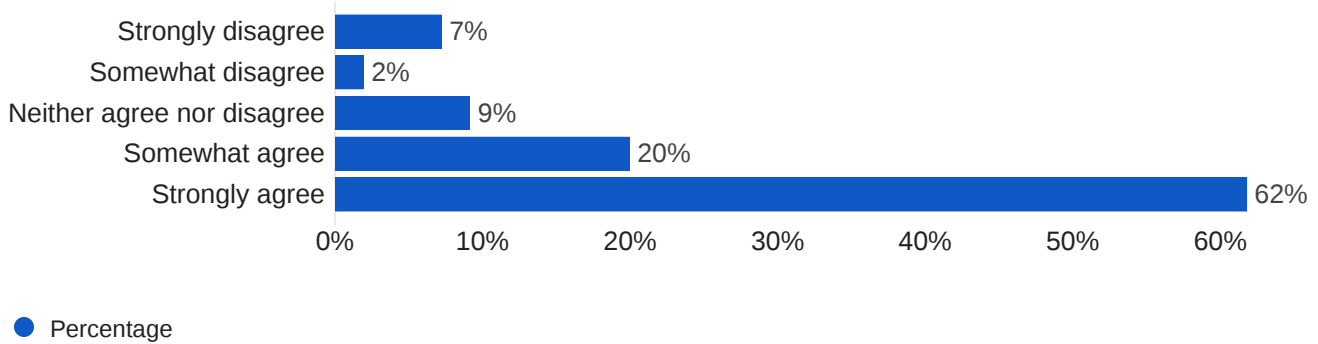
● Percentage of Responses



Appendix D - Community Health Survey Data

Q12 - I know how to access medical care in my community.

416 Responses



Q13 - Please tell us your level of agreement with each of these sentences about your access to medical care.

418 Responses

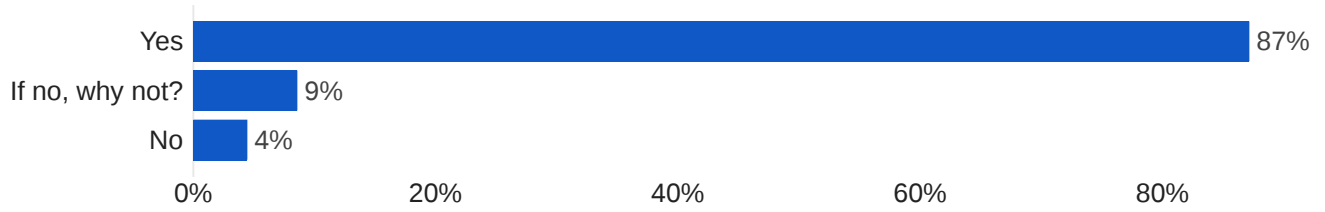
Field	Strongly disagree	Somewhat disagree	Neither agree nor disagree	Somewhat agree	Strongly agree
I have access to good health care.	4.07%	8.61%	8.13%	37.32%	41.87%
I am satisfied with the medical care I receive.	2.88%	7.91%	10.55%	42.69%	35.97%
I am able to afford medical care when needed.	8.47%	12.83%	8.23%	31.72%	38.74%
I am able to afford medications when needed.	5.54%	10.60%	9.16%	31.57%	43.13%
I am able to get medical care when I need it.	4.59%	6.28%	7.49%	35.99%	45.65%
I am able to see specialists when needed.	4.58%	9.16%	12.05%	38.07%	36.14%
I am able to see my primary care doctor when needed.	4.37%	3.88%	7.52%	33.74%	50.49%
I am able to get mental health care when needed.	6.90%	11.08%	31.53%	25.37%	25.12%
I have access to a walk-in clinic or urgent care.	5.07%	6.04%	9.18%	33.57%	46.14%



Appendix D - Community Health Survey Data

Q16 - In the past 12 months, have you seen a medical provider for a routine check-up, wellness visit, or other preventive care?

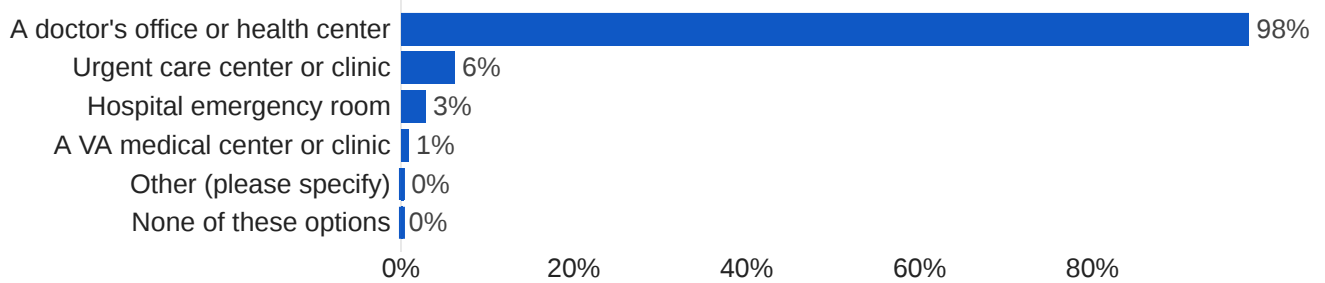
411 Responses



● Percentage

Q17 - What kind of health facility or office do you usually go to when you receive preventive care? Please select all that apply.

357 Responses



● Percentage of Responses

Appendix D - Community Health Survey Data

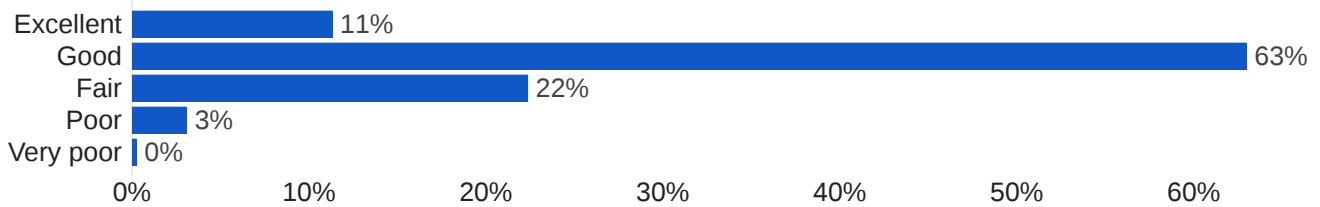
Q18 - During your last check-up or wellness visit which routine screenings or services did you receive?

Field	346 Responses		
	Yes	No	Do not recall
General physical exam	95.88%	3.82%	0.29%
Obesity check (e.g., BMI)	71.38%	22.19%	6.43%
Oral health (e.g., teeth) screening	40.33%	55.00%	4.67%
Depression screening	52.98%	39.07%	7.95%
Cholesterol and blood pressure	91.21%	8.18%	0.61%
Eye exam	41.69%	56.03%	2.28%
Immunizations (e.g., chickenpox, shingles, flu, etc.)	58.90%	39.81%	1.29%
Hearing check	13.75%	83.16%	3.09%
Skin check (e.g., moles, lesions, or spots)	26.42%	71.91%	1.67%
Breast exam or mammogram	43.75%	55.26%	0.99%
Prostate exam or PSA test	5.11%	91.24%	3.65%
Colon cancer exam or colonoscopy	21.63%	76.60%	1.77%
Pelvic exam	29.69%	67.92%	2.39%
Testicular exam	0.75%	96.25%	3.00%
Cervical cancer exam or pap smear	29.86%	69.10%	1.04%
Bone density exam	8.90%	88.61%	2.49%
None of the above	4.44%	67.78%	27.78%

### Q19 - During the past 4 weeks:

Q19\_1 - How would you rate your overall health?

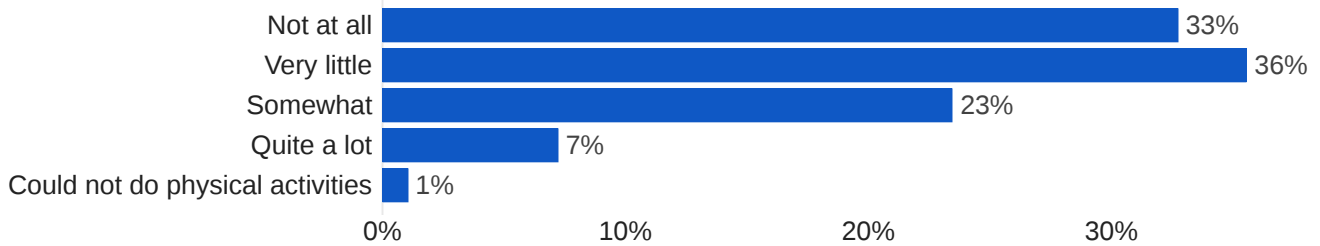
389 Responses



● Percentage

Q19\_2 - How much did physical health problems limit your usual physical activities (such as walking or climbing stairs)?

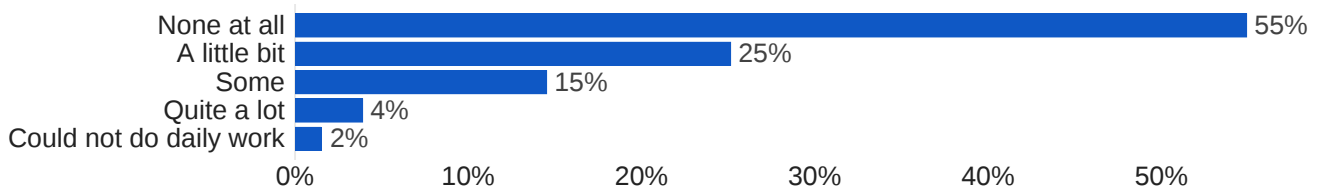
388 Responses



● Percentage

Q19\_3 - How much difficulty did you have doing your daily work, both at home and away from home, because of your physical health?

386 Responses

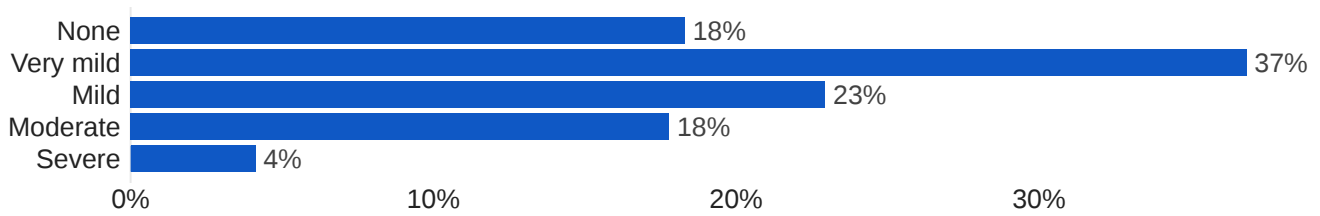


● Percentage

Appendix D - Community Health Survey Data

Q19\_4 - How much bodily pain have you had?

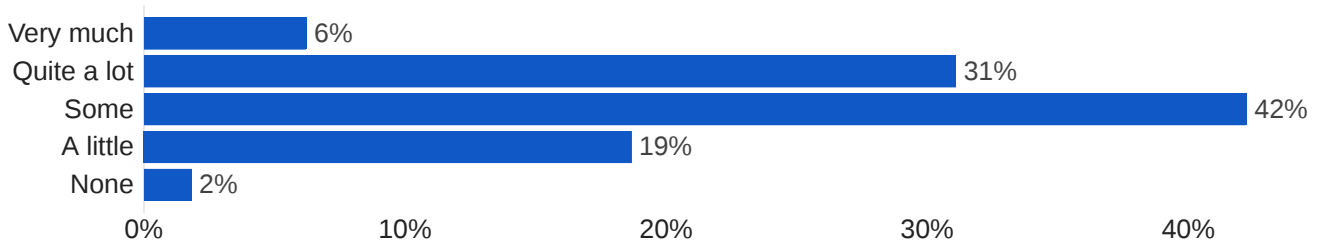
388 Responses



● Percentage

Q19\_5 - How much energy did you have?

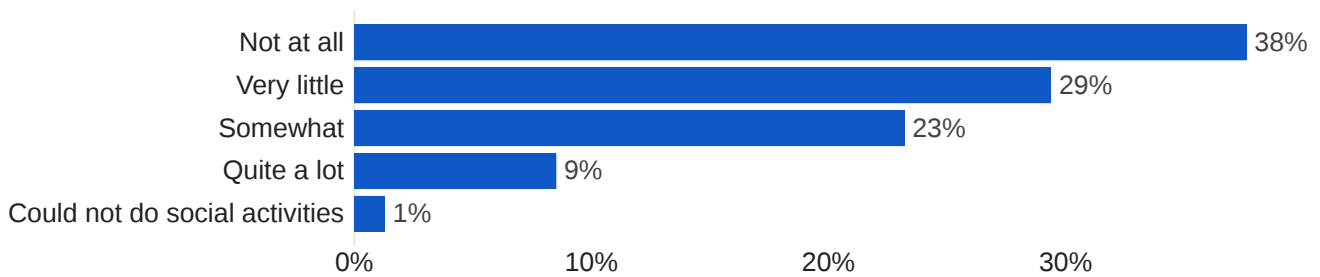
386 Responses



● Percentage

Q19\_6 - How much did your physical health or emotional problems limit your usual social activities with family or friends?

388 Responses



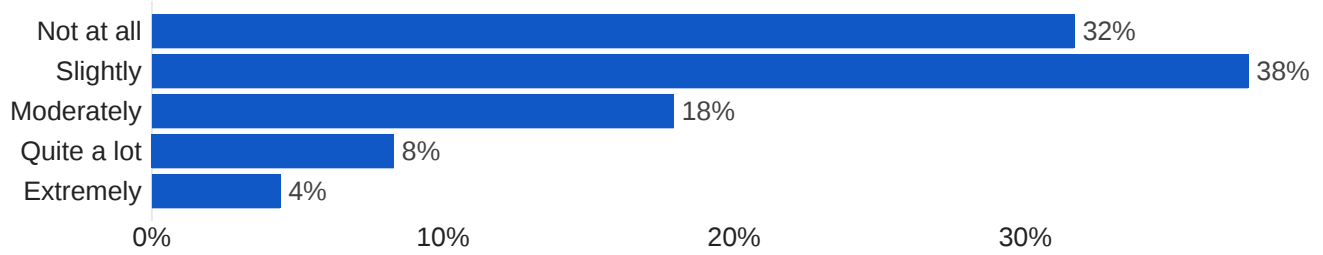
● Percentage



Appendix D - Community Health Survey Data

Q19\_7 - How much have you been bothered by emotional problems (such as feeling anxious, depressed or irritable)?

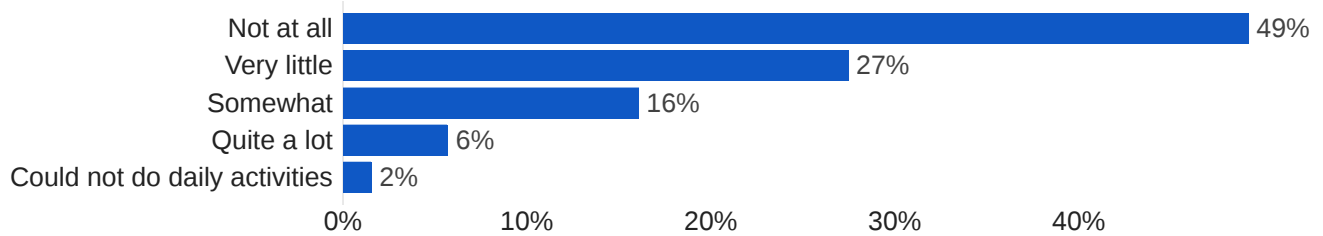
385 Responses



● Percentage

Q19\_8 - How much did personal or emotional problems keep you from doing your usual work, school or other daily activities?

386 Responses



● Percentage

Appendix D - Community Health Survey Data

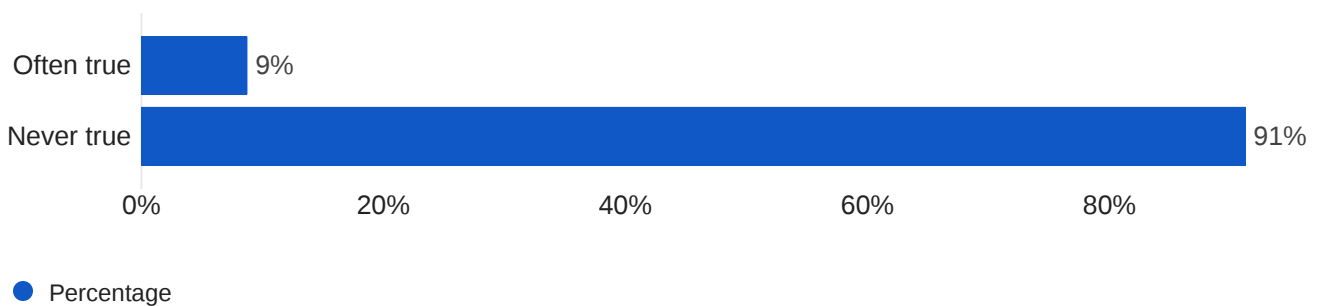
Q20 - Did you experience any of the following before age 18? Please check all that apply.

376 Responses

Field	Often	Sometimes	Never
Did you live with anyone who was depressed, mentally ill, or suicidal?	10.67%	14.40%	74.93%
Did you live with anyone who was a problem drinker or an alcoholic?	11.44%	14.10%	74.47%
Did you live with anyone who used illegal street drugs or who abused prescription medications?	2.93%	4.27%	92.80%
Did you live with anyone who served time or was sentenced to serve time in a prison, jail, or other correctional facility?	1.60%	4.53%	93.87%
Were your parents separated or divorced?	17.47%	4.30%	78.23%
How often did your parents or adults in your home ever slap, hit, kick, punch, or beat each other up?	2.40%	12.53%	85.07%
Before the age of 18, how often did a person or adult in your home ever hit, beat, kick, or physically hurt you in any way?	3.20%	18.13%	78.67%
How often did a parent or adult in your home ever swear at you, insult you, or put you down?	8.02%	29.41%	62.57%
How often did anyone at least 5 years older than you or an adult ever touch you sexually?	1.60%	7.73%	90.67%
How often did anyone at least 5 years older than you or an adult try to make you touch them sexually?	1.33%	8.00%	90.67%
How often did anyone at least 5 years older than you or an adult force you to have sex?	0.80%	2.94%	96.26%

Q21 - Within the past 12 months the food we bought just didn't last and we didn't have money to get more.

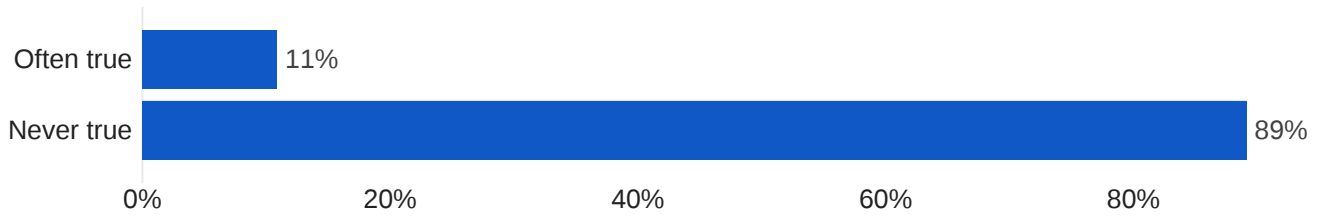
377 Responses



Appendix D - Community Health Survey Data

Q22 - Within the past 12 months we worried whether our food would run out before we got money to buy more.

377 Responses



● Percentage

Q23 - Are you a resident age 55 or older?

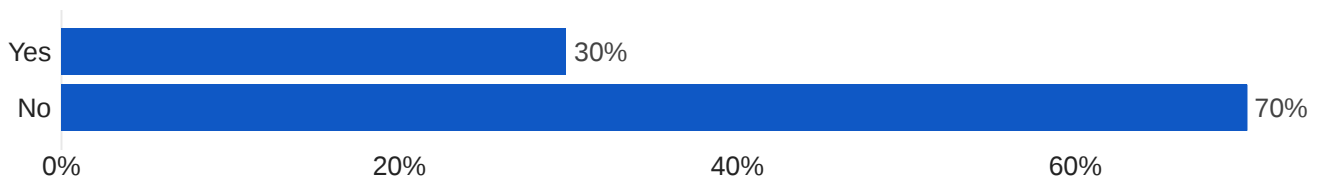
377 Responses



● Percentage

Q24 - Are you a caregiver for children under the age of 18 (including grandchildren or others who are not your biological children)?

375 Responses



● Percentage

Appendix D - Community Health Survey Data

Q25 - How many children under the age of 18 live in your household? Please enter a whole number even if you are not the biological parent.

110 Responses

Field	Min	Max	Mean	Standard Deviation	Variance	Responses	Sum
How many children under the age of 18 live in your household? Please enter a whole number even if you are not the biological parent.	0.00	6.00	1.74	1.10	1.21	110	191.00

Q26 - What is the best way for you to receive information about community resources that are available to you or your family? (Examples: Facebook, newspaper or radio, from your child's school, etc.)

186 Responses

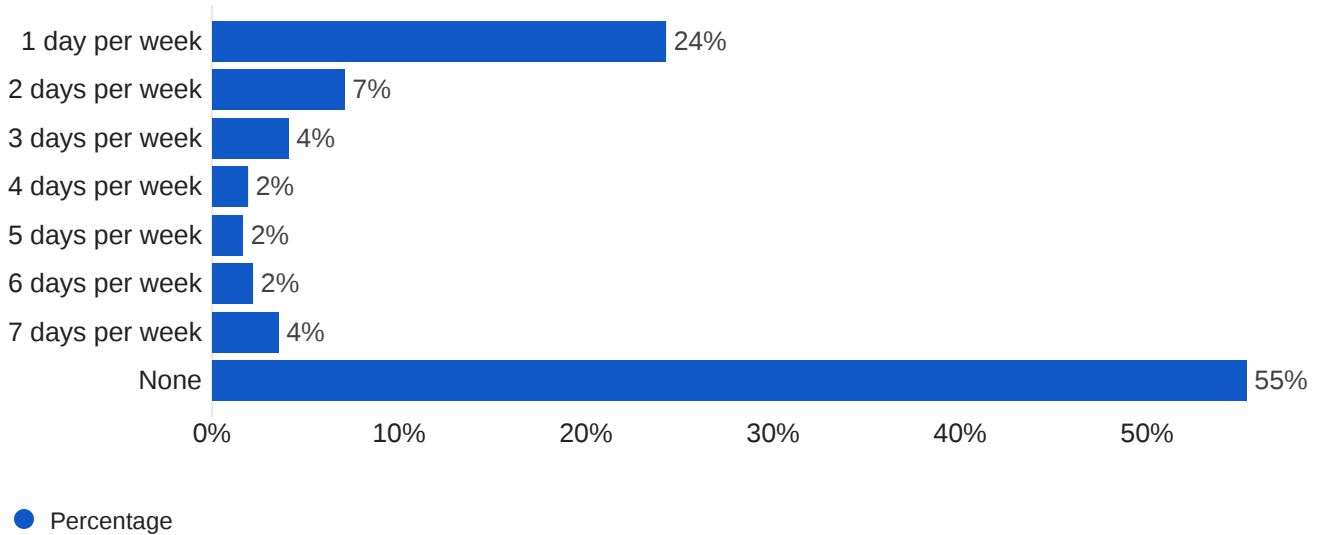




Appendix D - Community Health Survey Data

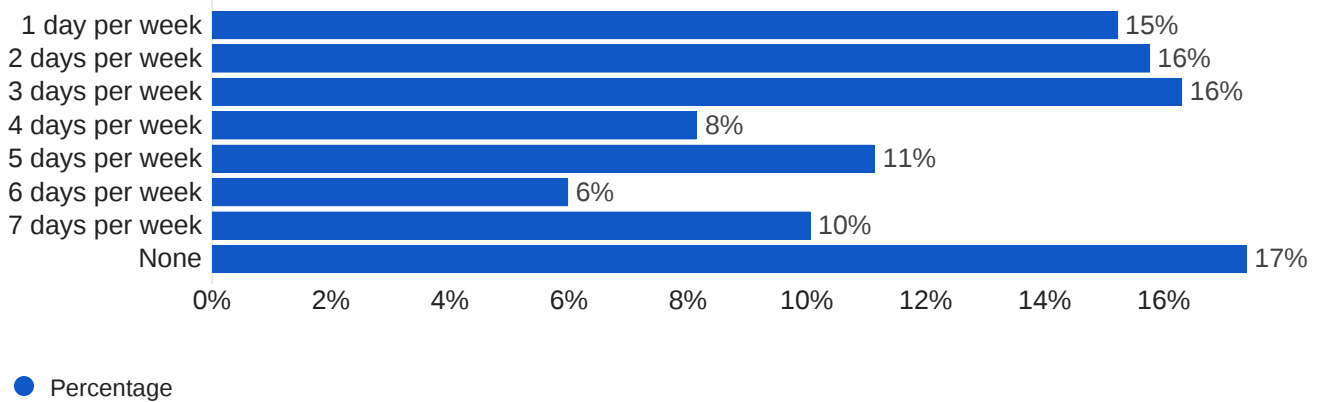
Q29 - During the past month, how many days per week did you have at least one alcoholic beverage? (A beer, a glass of wine, or a mixed drink with a shot of liquor.)

367 Responses



Q30 - During the past month, how many days per week did you get exercise from running, gardening, walking, or something else?

368 Responses



Q31 - On average, how many hours of sleep do you get per night?

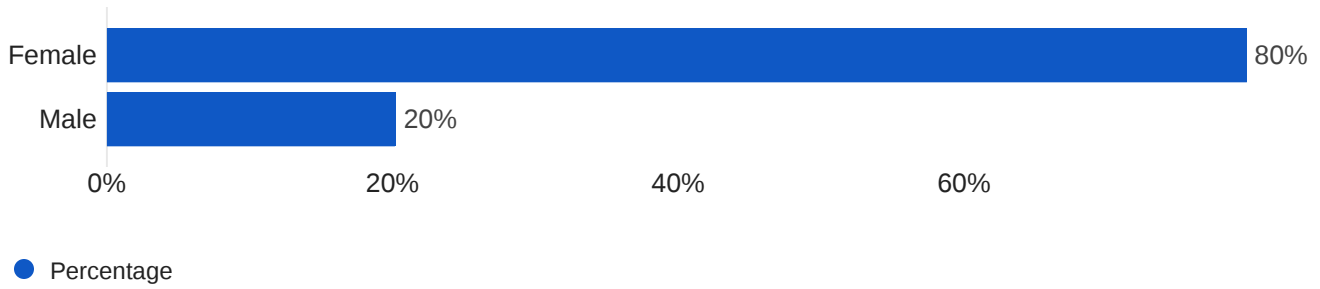
365 Responses

Field	Min	Max	Mean	Standard Deviation	Variance	Responses	Sum
Hours of sleep	0.00	14.00	6.65	1.37	1.86	365	2429.00

Appendix D - Community Health Survey Data

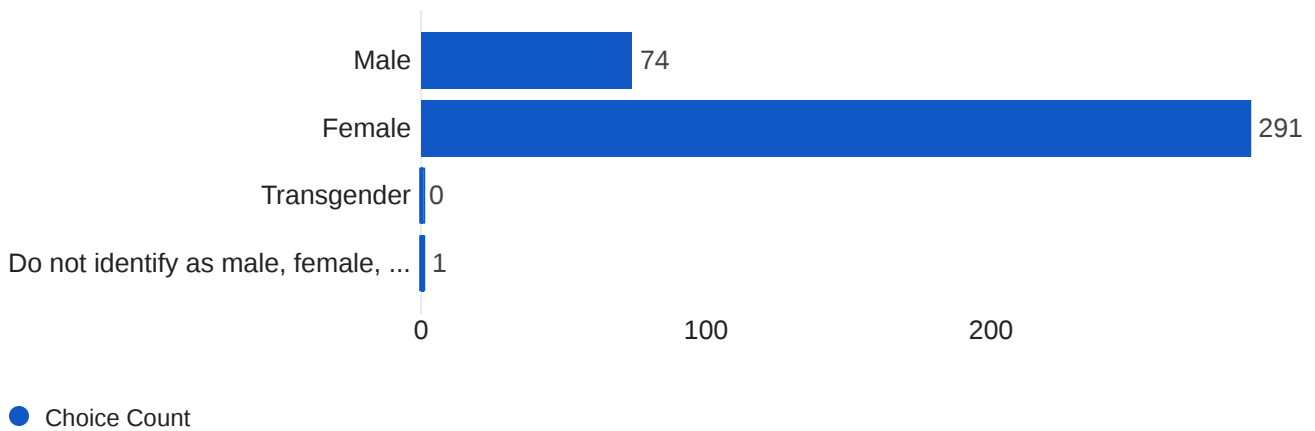
Q34 - What sex were you assigned at birth, on your original birth certificate?

366 Responses



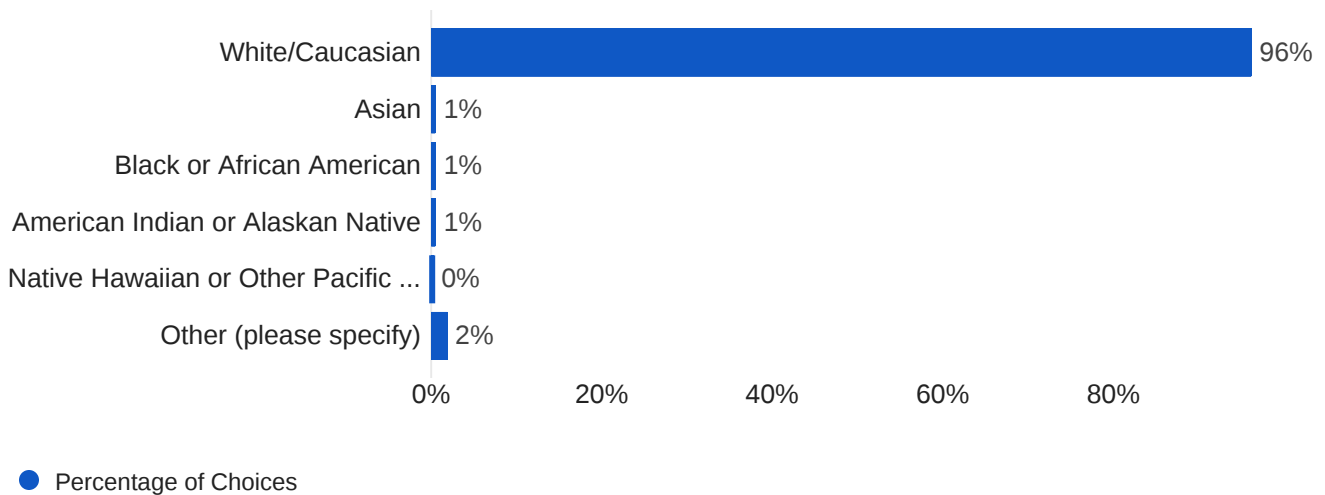
Q35 - How do you describe yourself? (check one)

366 Responses



Q36 - Which of these groups best describes your race? Please select all that apply.

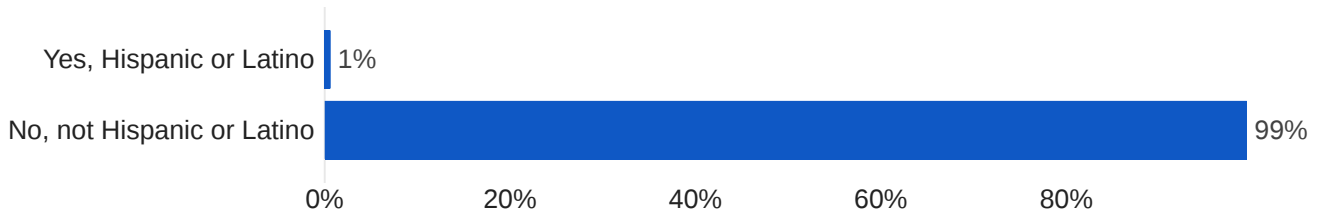
365 Responses



Appendix D - Community Health Survey Data

Q37 - Are you of Hispanic or Latino origin or descent?

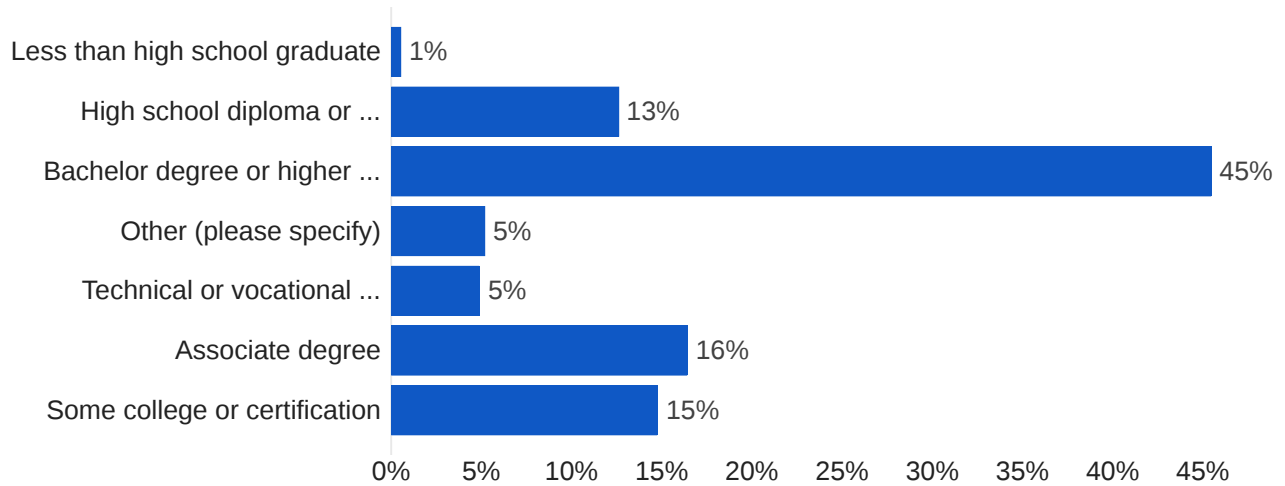
356 Responses



● Percentage

Q38 - What is the highest level of education you have completed?

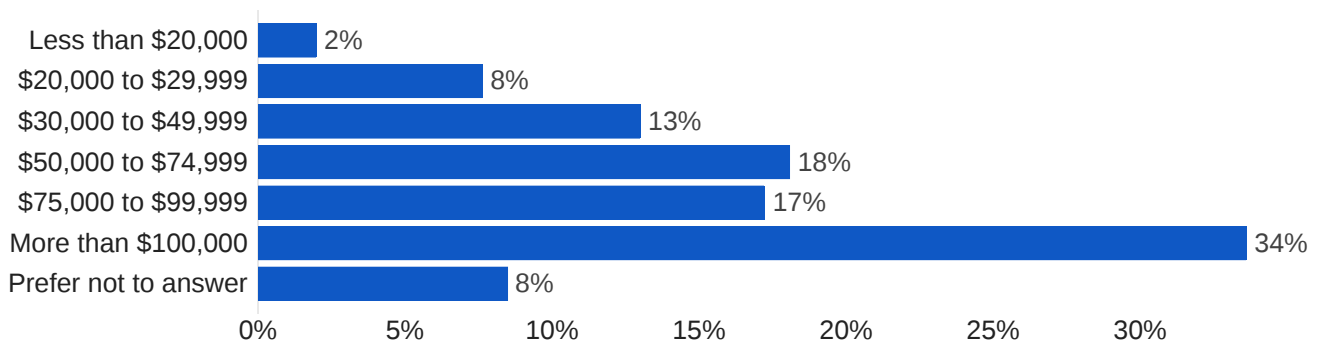
365 Responses



● Percentage

Q39 - What is your estimated yearly household income?

354 Responses



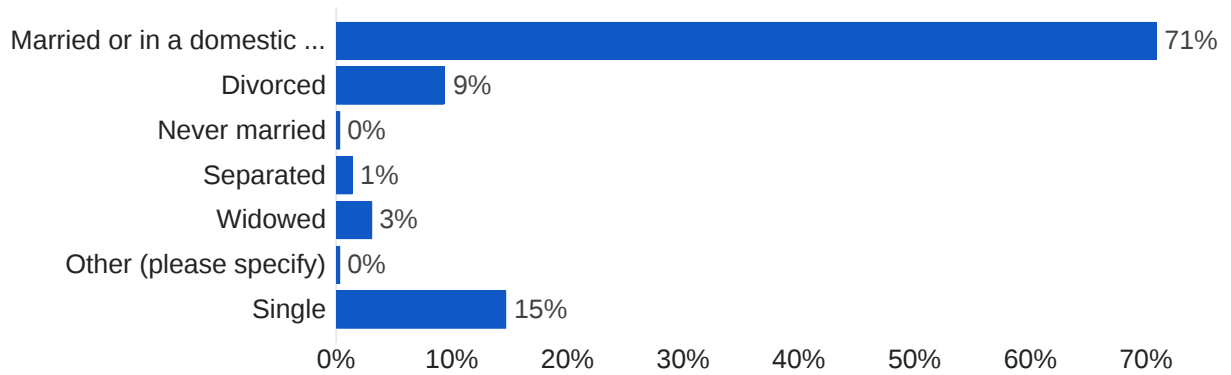
● Percentage



Appendix D - Community Health Survey Data

Q40 - What is your marital status? - Selected Choice

361 Responses



● Percentage

Q41 - Is there anything else you would like to say about health in your community?

87 Responses

Is there anything else you would like to say about health in your community?

Healthcare & deductibles are too \$\$\$, even for those without insurance. It prevents people from seeking help.

Thanks for all you do for our community.

Needs big improvement

It needs drastic improvement, seems like the county is set up to fail.

If the Blue Zone initiative, it will help. We need more healthy options to choose to eat.

Dental care - dentists - not affordable. Abysmal. Travel 60 miles to receive incompetent dental care.

no

no

I need a Pulmonologist.

No

no

No

no

none

Appendix D - Community Health Survey Data

More resources for people who are homeless or about to be homeless.

Fayette County should promoting a healthy lifestyle in every aspect of a person's day by encouraging people to go back to work and make a good living to develop a positive self-image. That would take care of many of the evils that plague this county.

Stop masking problems with pills.. Instead find the source of the issue and begin there with treatment plans that lead to solutions other than adding a new pill everytime a small issue arises.

We need to work together, not on seperate projects.

People need encouraged to get off their butts and work and stop waiting for the mailman. Some of our residents like it when they are ill or need to see doctors. They like the attention. I have seen folks head down this path and have had amputations, dialysis and early deaths. We need more education.

I think we need more access to more weight clinics

The young need to be taught to help themselves and not rely on the system to support them

no

Drugs are a main concern, then elderly healthcare. Medicare should pay for more. Medicaid needs evaluate.

they are dirty, drug addicted, no self-esteem, obese, no respect for themselves let alone any one else, lazy and no work ethic. People want everything handed to them in this area. It is the family tradition to live off of the welfare system in this area.

We have come a long way but we need more resources

it not very good; too many overweight people

no

no

Until people take personal responsibility nothing will matter

no

Health Care is to expensive for the individual that works. Over 800 dollars per month. And still have deductibles  
Ridiculous

no

no

no

no

Appendix D - Community Health Survey Data

people can not afford there diabetes meds and supplies so they go without

How can I find programs with an One-on-One trainer on help to lose weight?

Stop drug use

no

no

It is not good

No

i am proud of Uniontown Hospital and how it is growing and bringing more serves and physicians to Uniontown

Hospitals should have safer staffing ratios to help keep patients safe and well.

it horrible

We need access to quality care from caring caregivers.

no

No

The pandemic has brought to light the importance of education and reliable, credible sources of information.

no

Wvu has done excellent job at improving healthcare in our county and hopefull will continue to do so

Our community needs to have more Womens Health programs. Not only obstetrics but new moms need support and education in raising children because unfortunately they often do not have this from their own family or have poor role models. If we had preventative health programs in schools and communities we could help prevention the sequela of poor health choices.

The lack of treatment in the WVU hospital systems are unjustified for COVID. Let doctors be doctors.

Overall poor with obesity and diabetes

I am glad Dr. Dworek in Neurology is in the community to help so many people I know.

Concern of increasing obesity prevalence & associated comorbidities

i just hope this survey changes something around this county

Nope

need better quality staff at the hospitals

Appendix D - Community Health Survey Data

No

Due to such terrible experiences, it is hard to believe good healthcare is available in Fayette County. My family doctors mainly in Morgantown or Pittsburgh for both routine, urgent, and specialty appointments. Hoping this partnership with WVU will bring back trust.

It is overall very poor.

Obesity and drug use are our two largest issues in fayette county

lack of mental health awareness

No but I am thankful for Uniontown Hospital!!

We need mental and drug and alcohol help badly and just more good doctors and a birthing center here in the county

In countries that I visited I found that the more people that worked at good paying jobs the better their health and education concerning health issues.

It is the professional responsibility of physicians to work for better public health for the socially disadvantaged...the less disadvantaged, the less work!

Need to be able to have faith in care at Uniontown Hospital. Currently seek care from Pittsburgh physicians.

Our community is in desperate need of healthy options and education on health and wellness.

Way too much tobacco useage

This is an elderly county..resources to help such as home care

It is lacking with good doctors. My family is able to go to Morgantown to see the dictors there. Uniontown is part of the WV health system but Fayette still doesnt have the best doctors or care.

It is a very poor community that needs more outreach from the medical community.

Mental health is a major problem. Children have no social skills or manners. The cell phone/social media world has ruined families.

No

Get rid of all the bums that clog the emergency department.

N/a

I'm housing a neglected youth who has a child and would like to see more resources made available to support homeless teens and teen parents.

Our county has so many duplicate agencies , yet they are not working on reaching out to the people

Appendix D - Community Health Survey Data

nope

Even though households financially receive government support doesn't mean children are given food and healthcare.

More Education on obesity and substance use including cigarettes.

The Uniontown Hospital has received a poor reputation over the years. While I still trust the hospital system and my own doctor, I think it will take awhile for this view to change. I also think we need to attract reputable doctors and providers to our area. The fact that we have to travel to AGH, UPMC, or Morgantown for procedures and specialty doctors is ridiculous.

Na

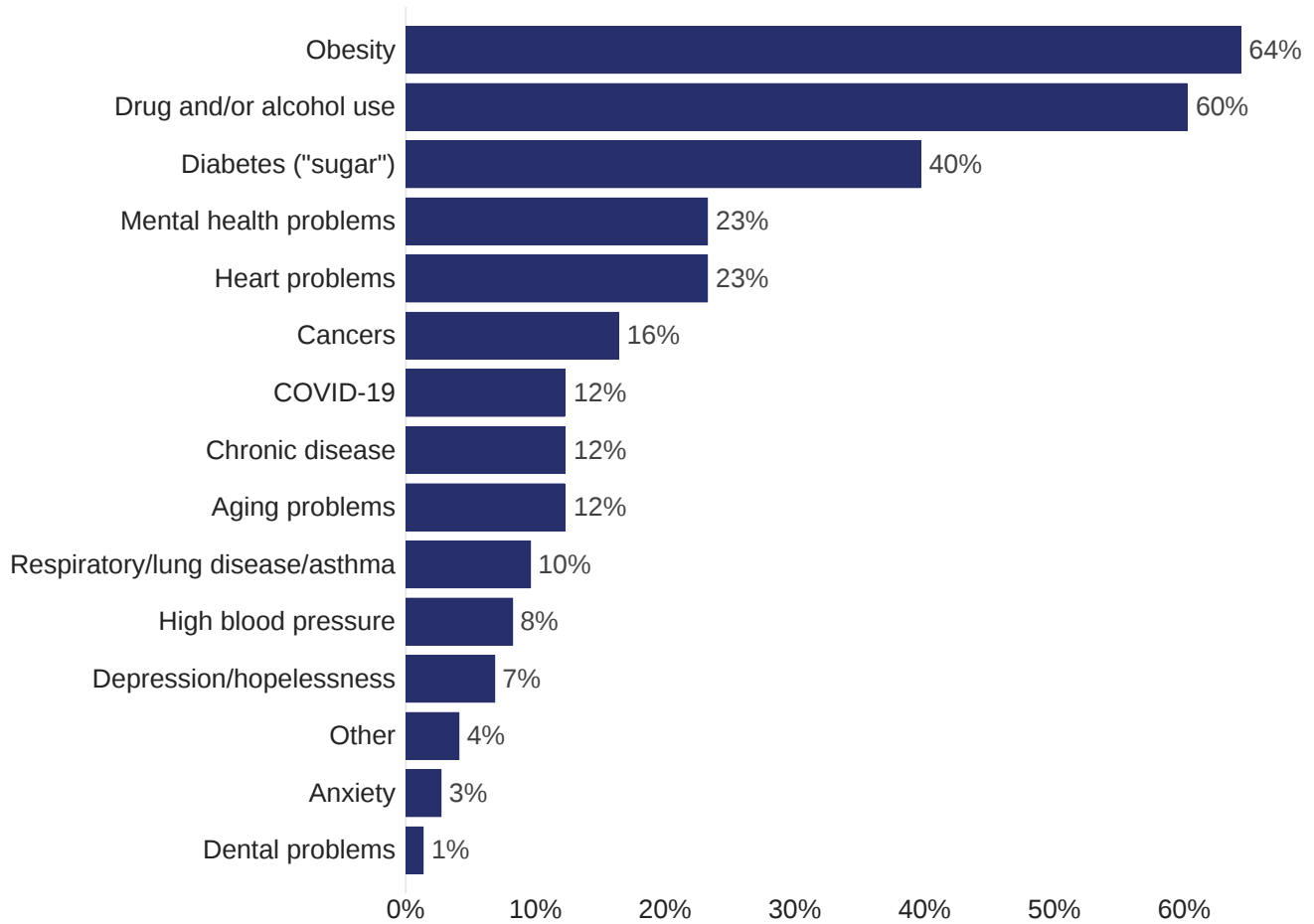
No

The success of the South Union Township section of the Sheepskin Trail shows that residents are willing to engage in more physical activity if given access to infrastructure designed and built for that purpose.

### Data Breakdown - Men

Q7 - From the following list, which do you think are the 3 most important problems related to health and disease in your county? Please choose ONLY 3.

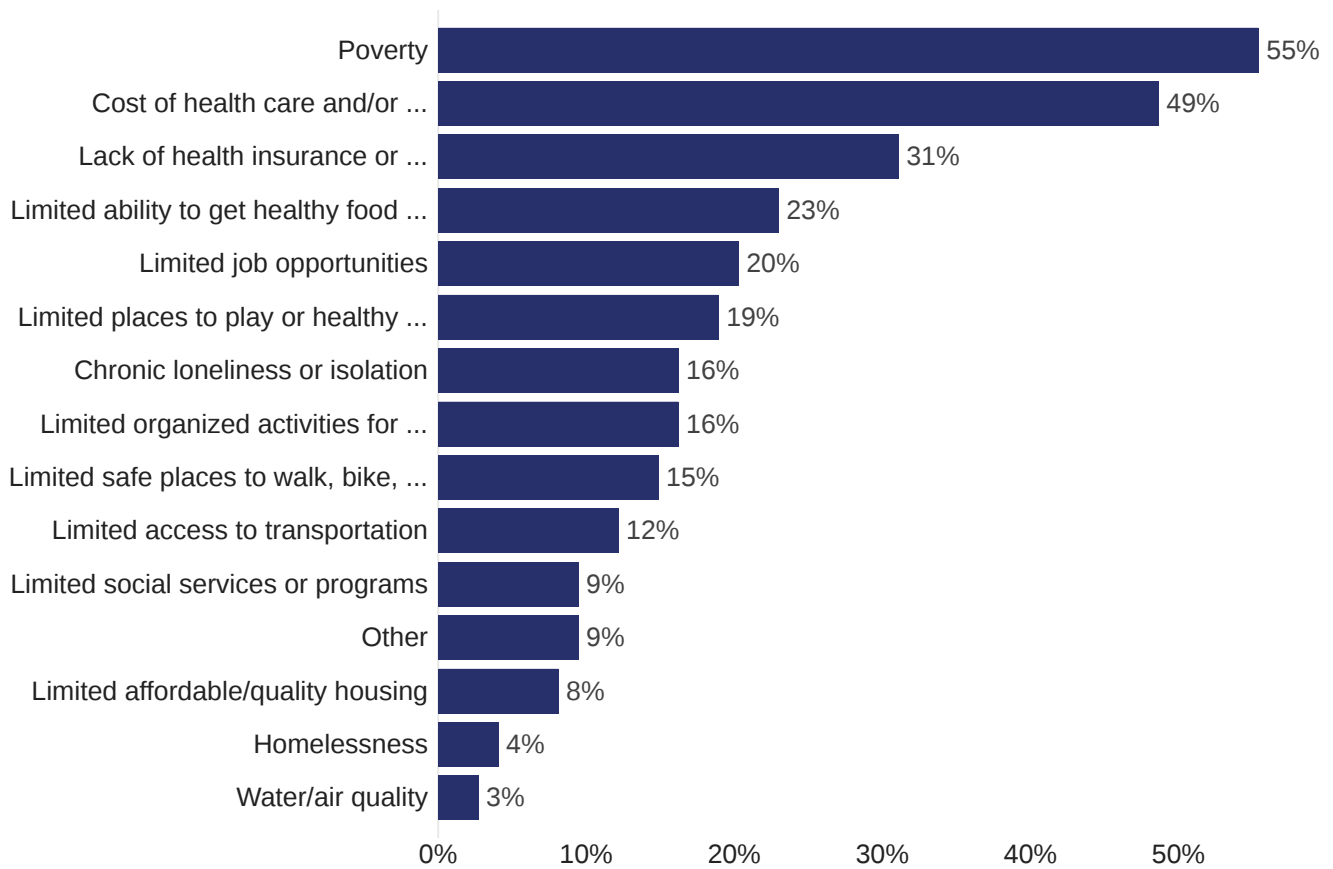
73 Responses



● Percentage of Responses

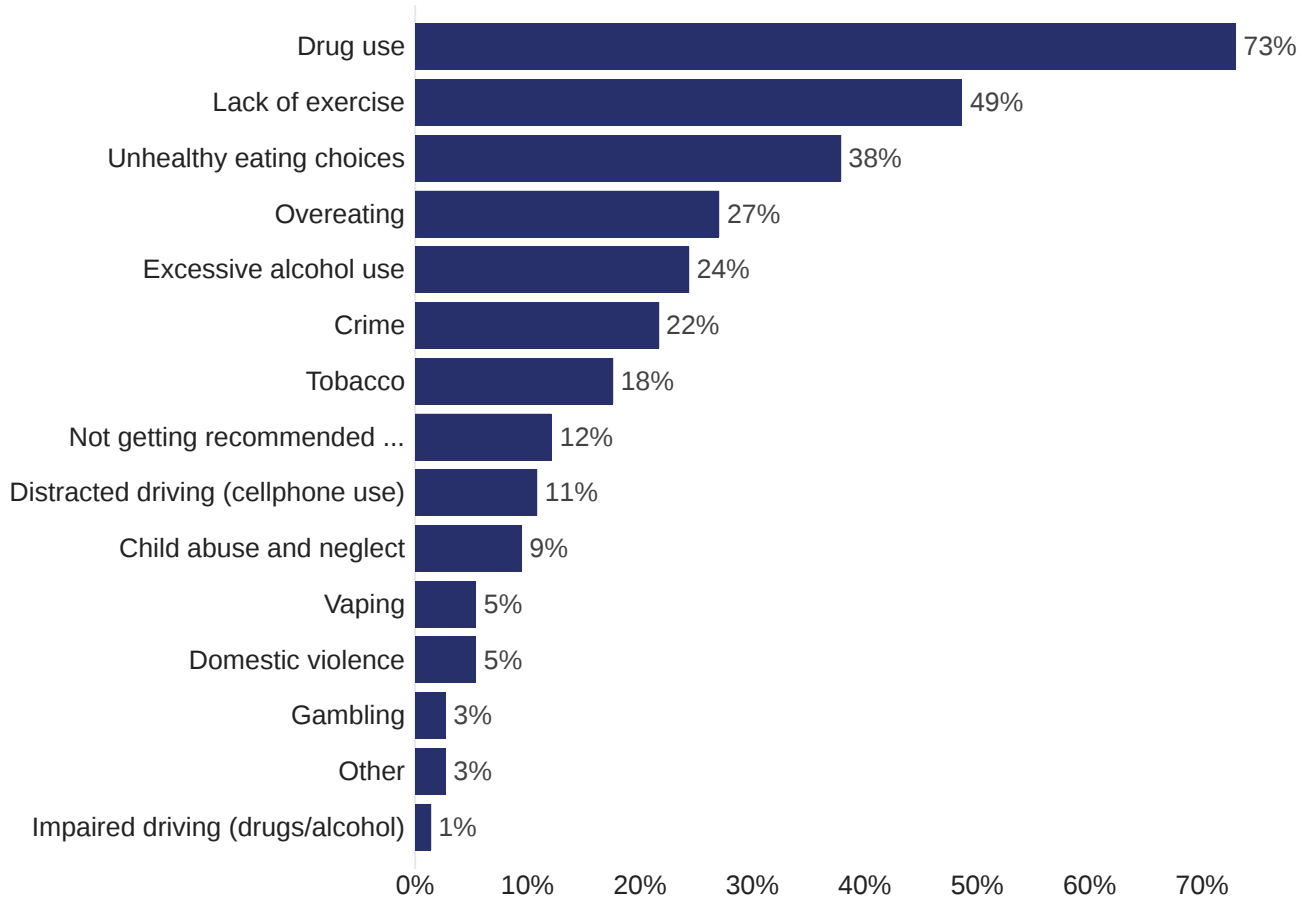
Q8 - From the following list, which do you think are the 3 most important problems related to quality of life and environment in your county? Please choose ONLY 3.

74 Responses



● Percentage of Responses

Q9 - From the following list, which do you think are the 3 most important risky behaviors related to personal choice.  
74 Responses



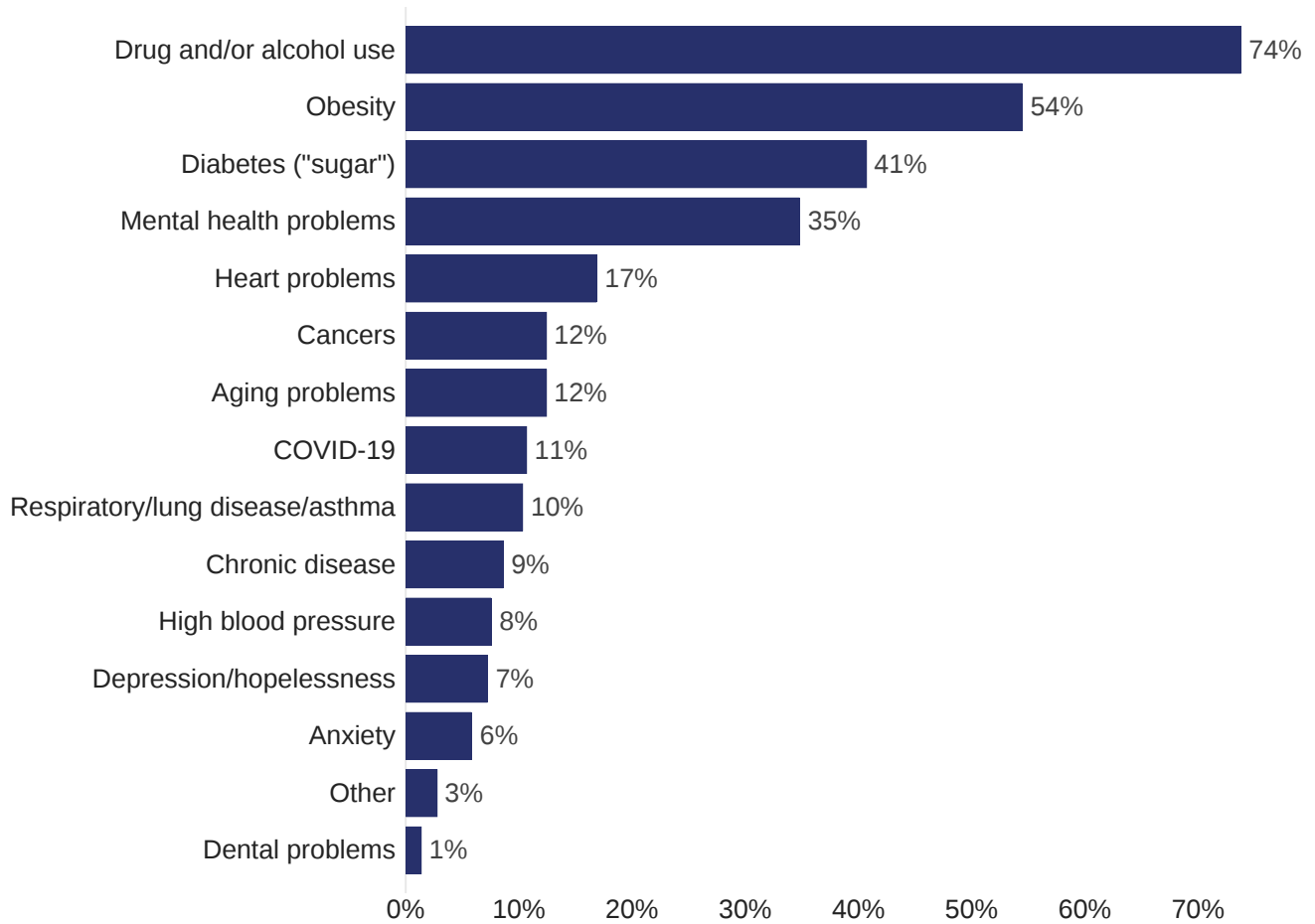
● Percentage of Responses



### Data Breakdown - Women

Q7 - From the following list, which do you think are the 3 most important problems related to health and disease in your county? Please choose ONLY 3.

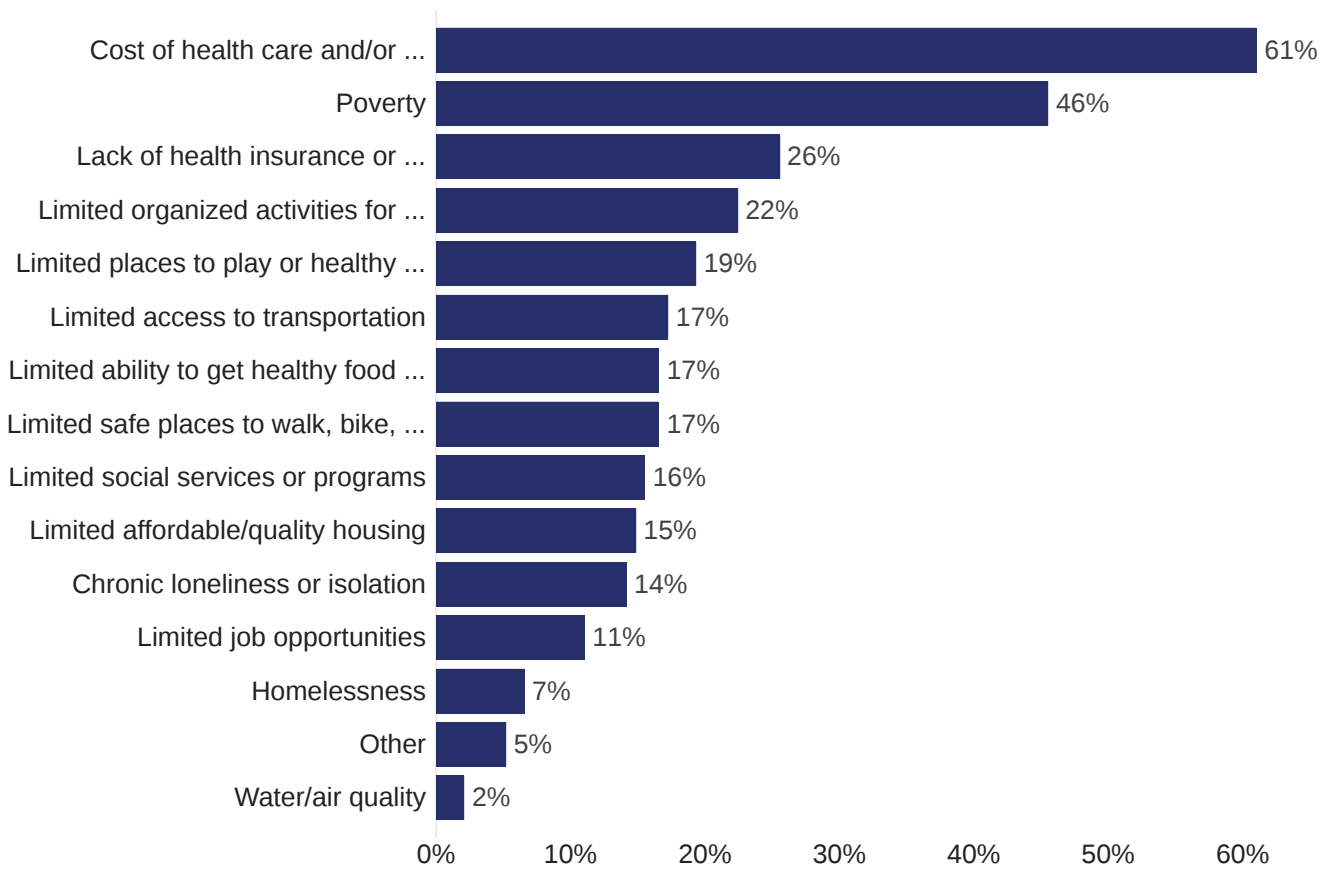
290 Responses



● Percentage of Responses

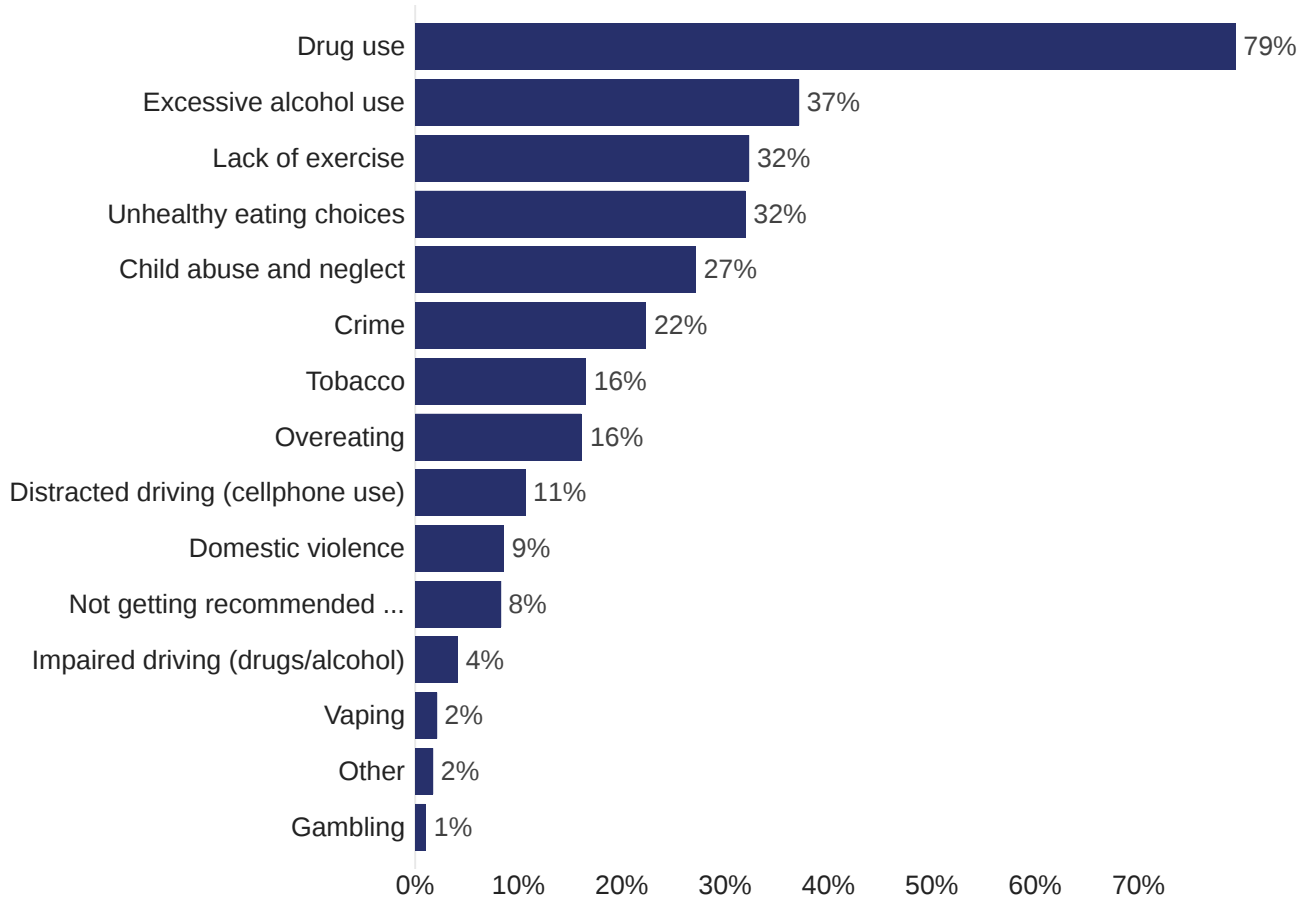
Q8 - From the following list, which do you think are the 3 most important problems related to quality of life and environment in your county? Please choose ONLY 3.

290 Responses



● Percentage of Responses

Q9 - From the following list, which do you think are the 3 most important risky behaviors related to personal choice.  
291 Responses

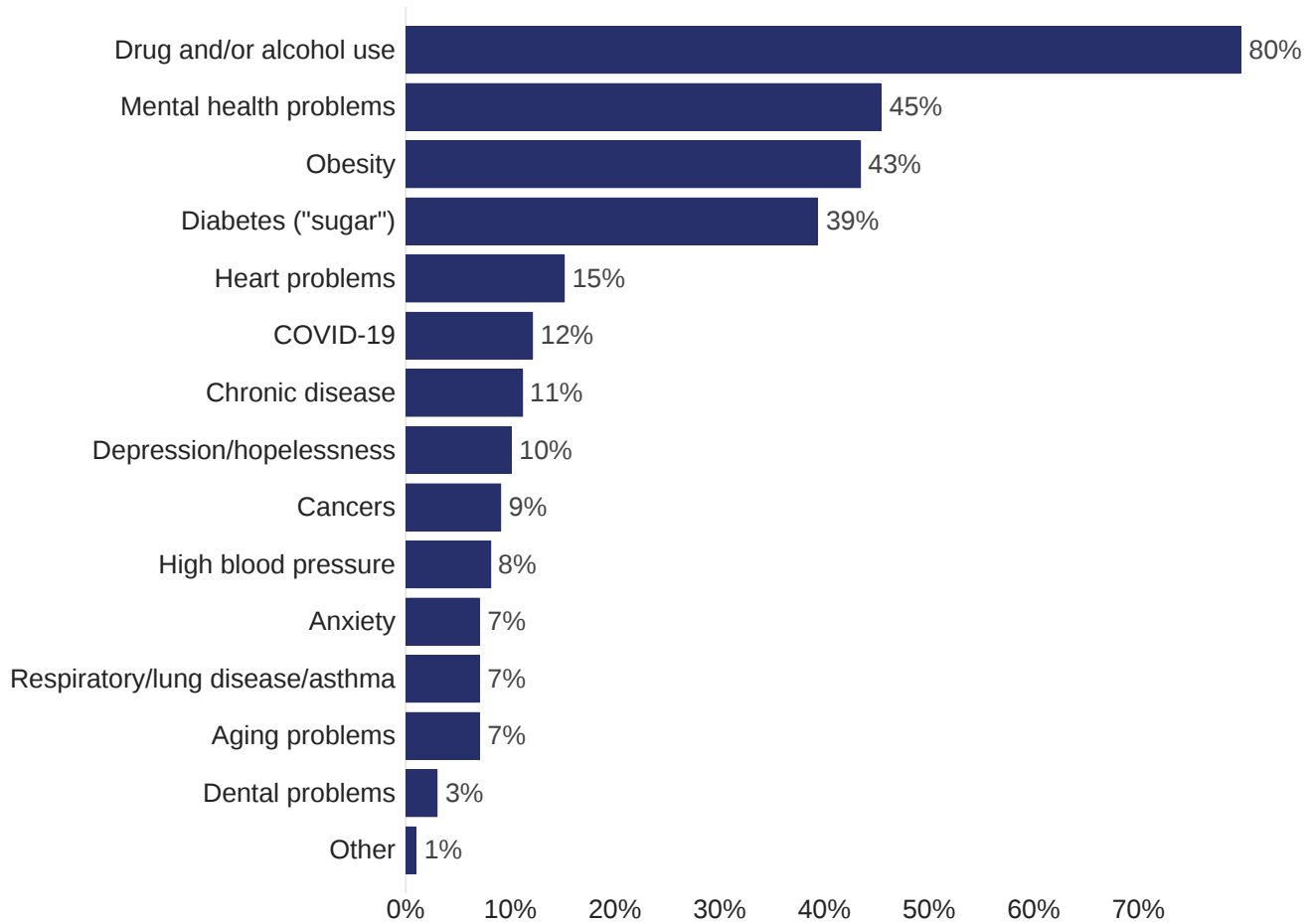


● Percentage of Responses

### Data Breakdown - <40 years old

Q7 - From the following list, which do you think are the 3 most important problems related to health and disease in your county? Please choose ONLY 3.

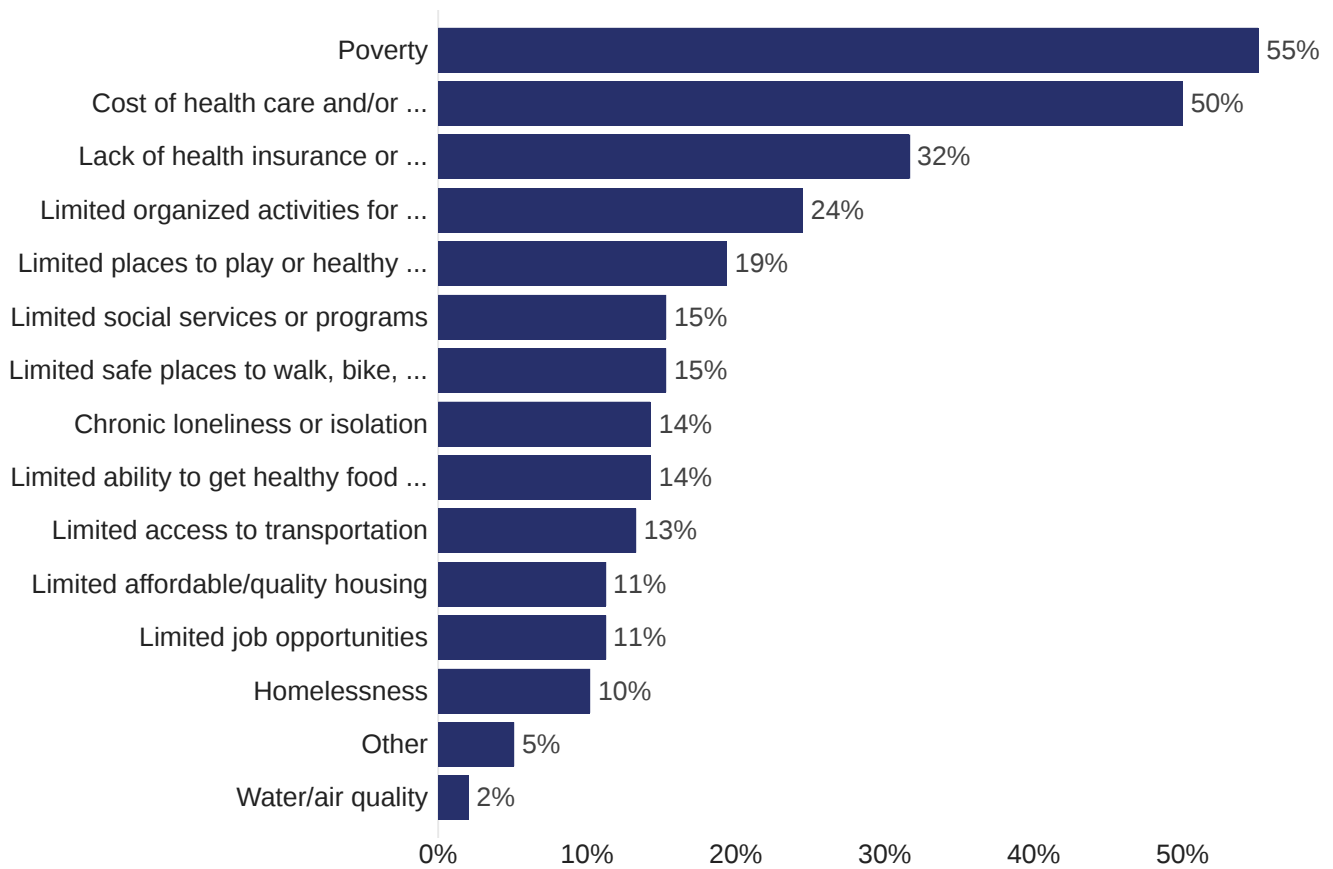
99 Responses



● Percentage of Responses

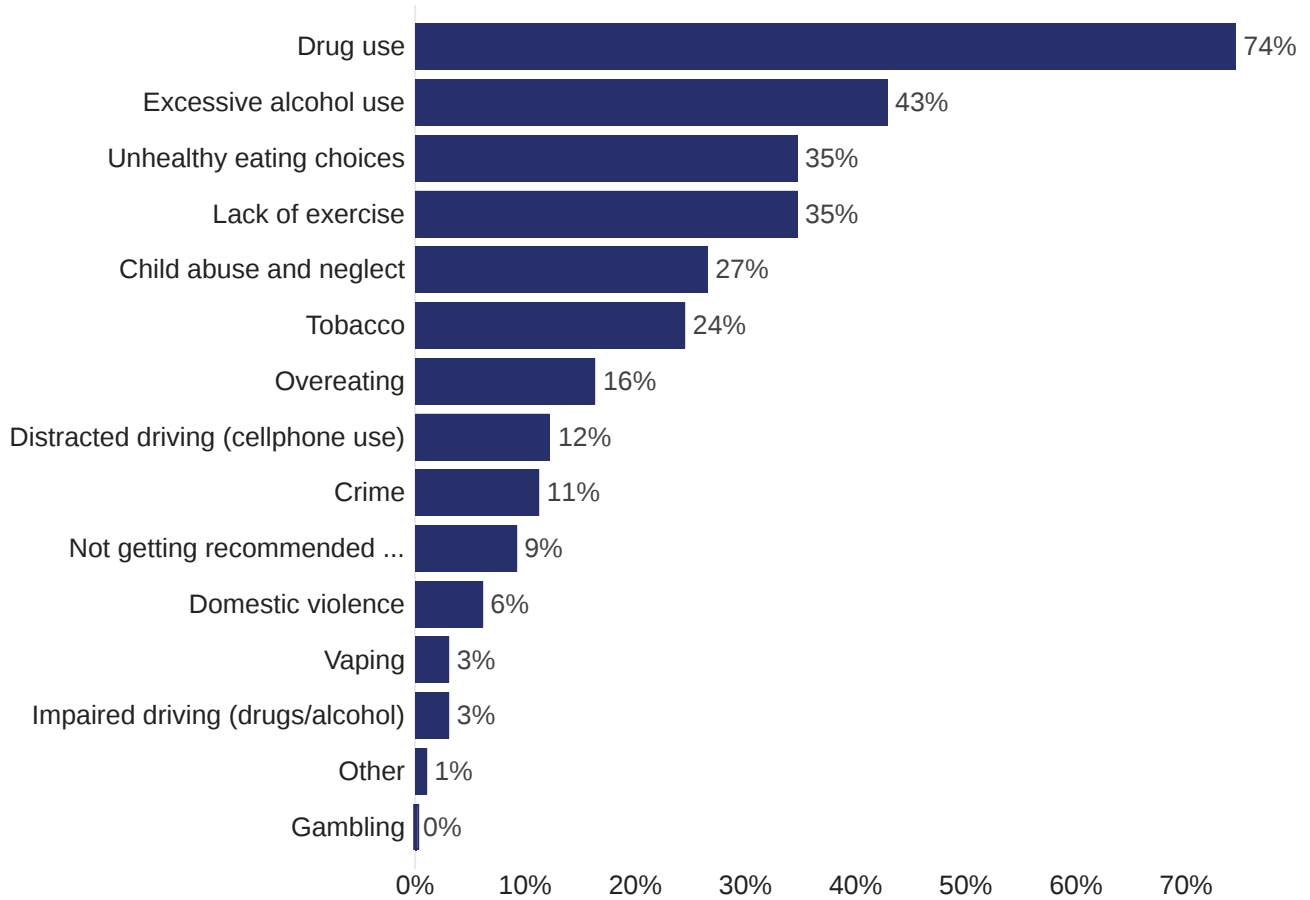
Q8 - From the following list, which do you think are the 3 most important problems related to quality of life and environment in your county? Please choose ONLY 3.

98 Responses



● Percentage of Responses

Q9 - From the following list, which do you think are the 3 most important risky behaviors related to personal choice.  
98 Responses

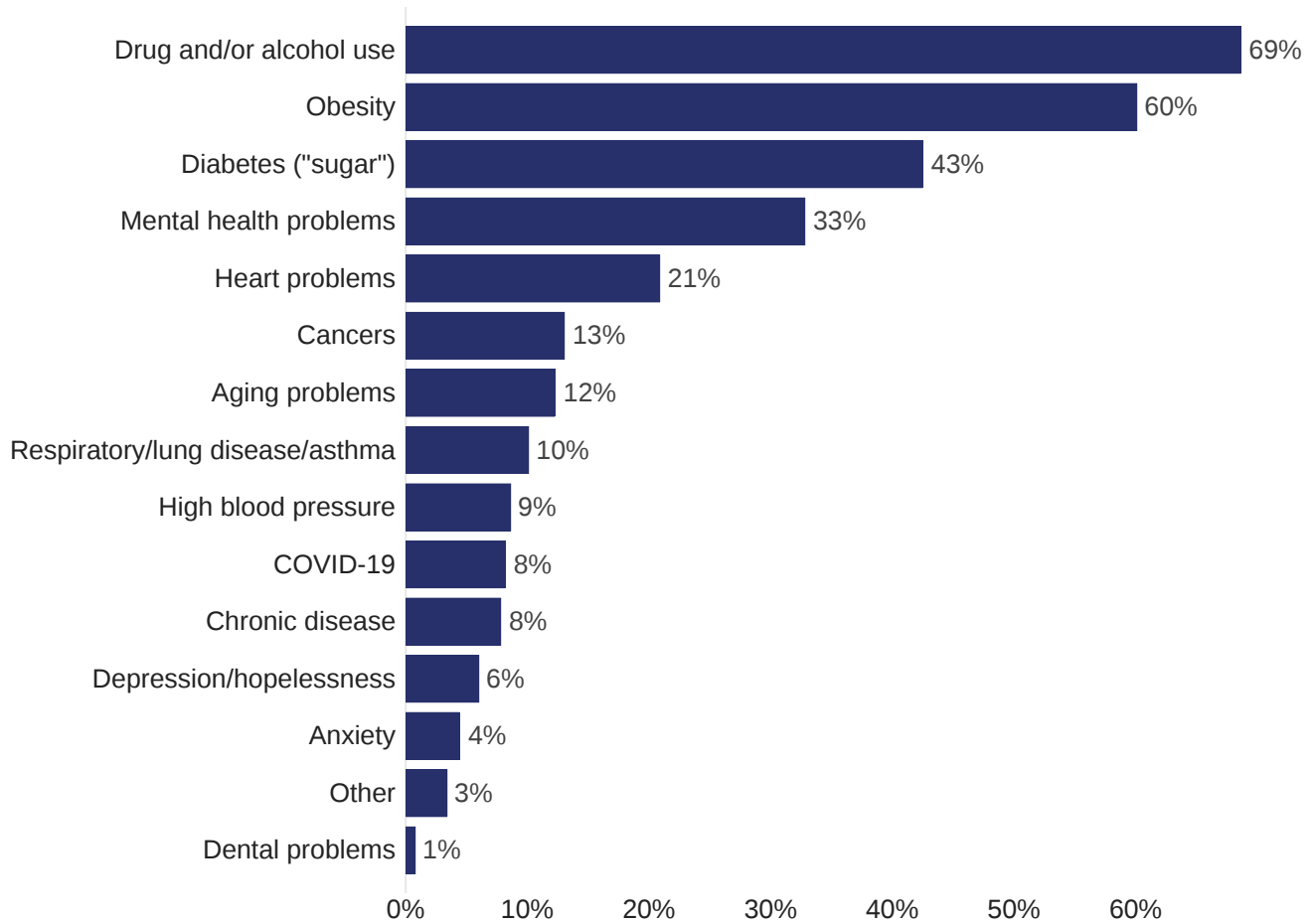


● Percentage of Responses

### Data Breakdown - 40-64 years old

Q7 - From the following list, which do you think are the 3 most important problems related to health and disease in your county? Please choose ONLY 3.

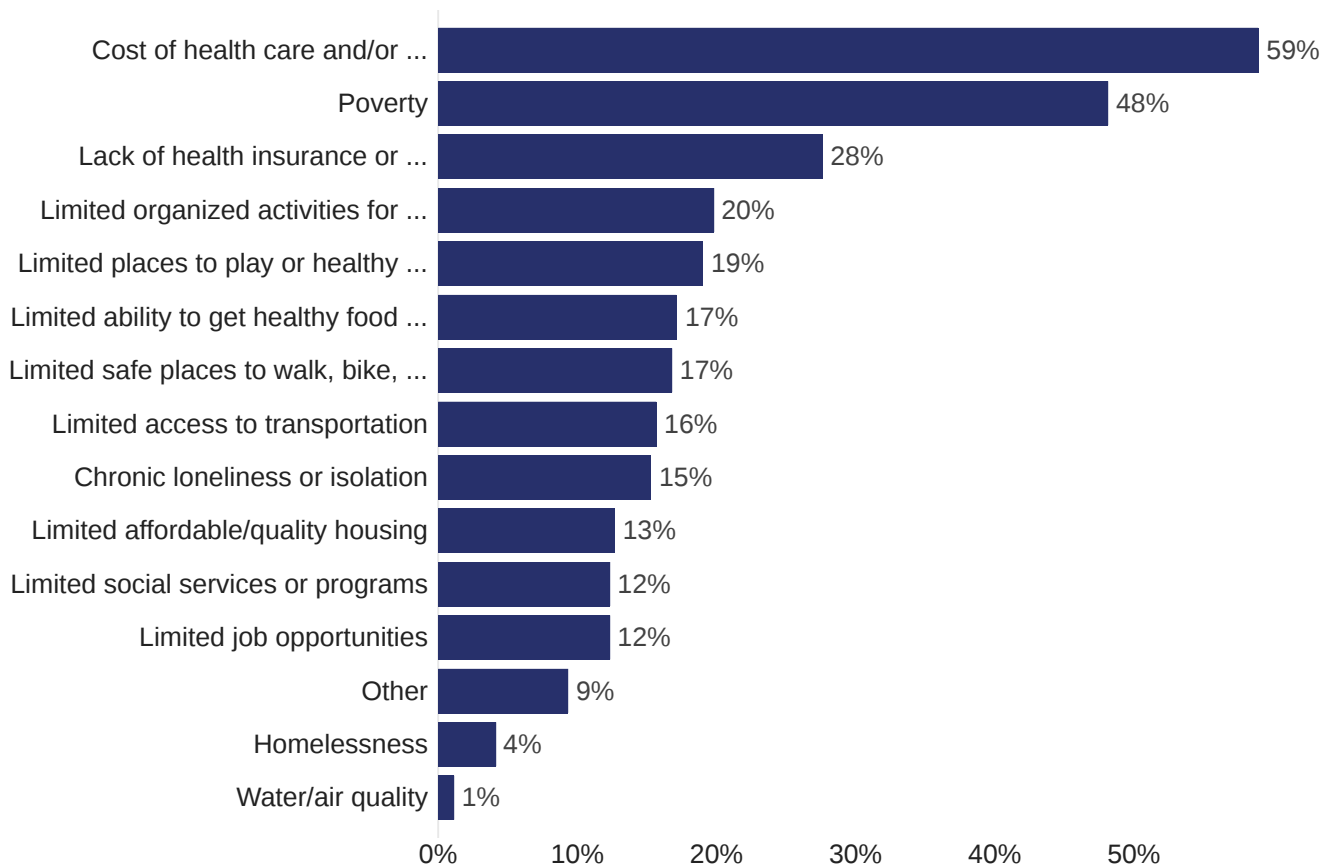
268 Responses



● Percentage of Responses

Q8 - From the following list, which do you think are the 3 most important problems related to quality of life and environment in your county? Please choose ONLY 3.

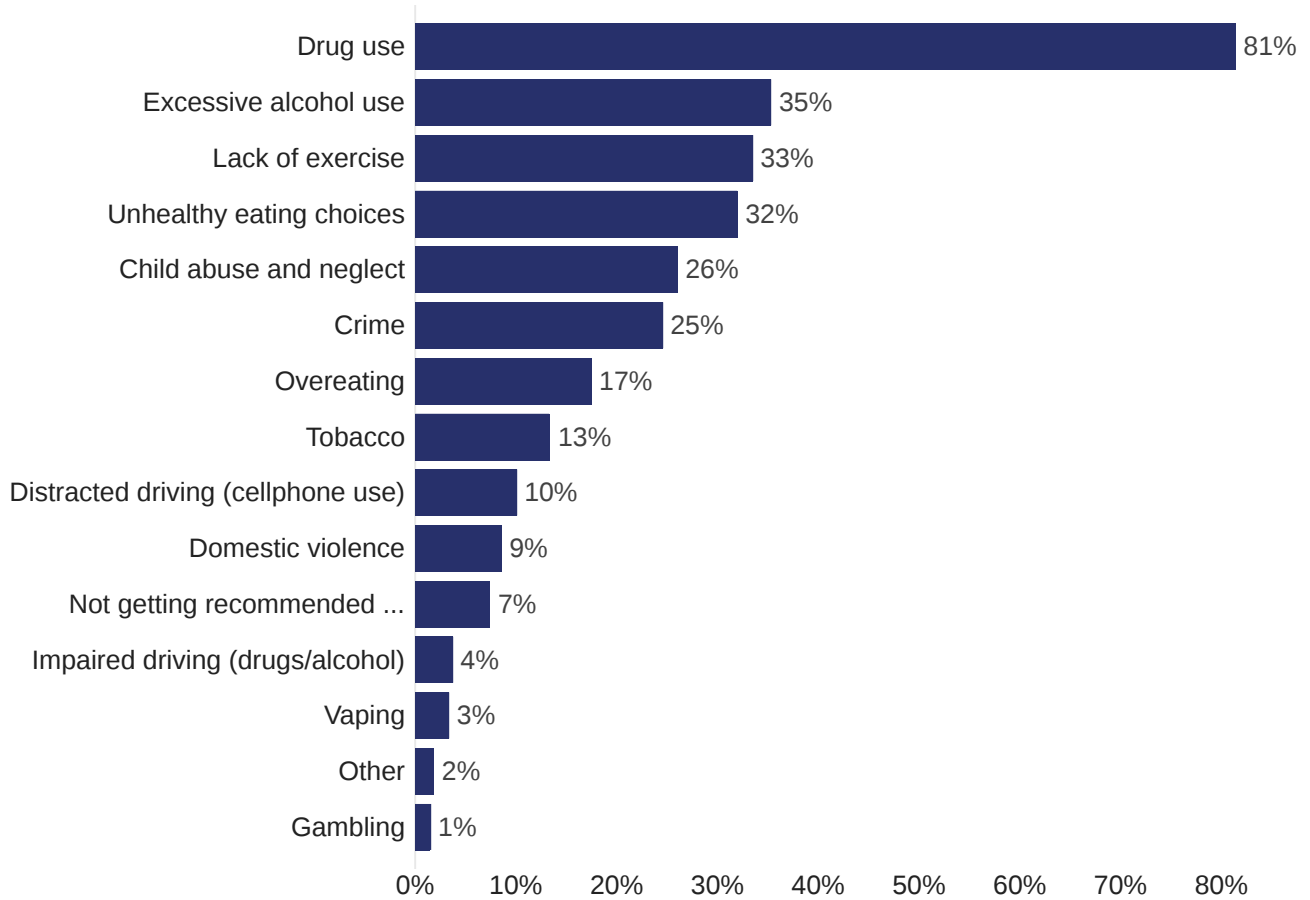
268 Responses



● Percentage of Responses



Q9 - From the following list, which do you think are the 3 most important risky behaviors related to personal choice.  
269 Responses

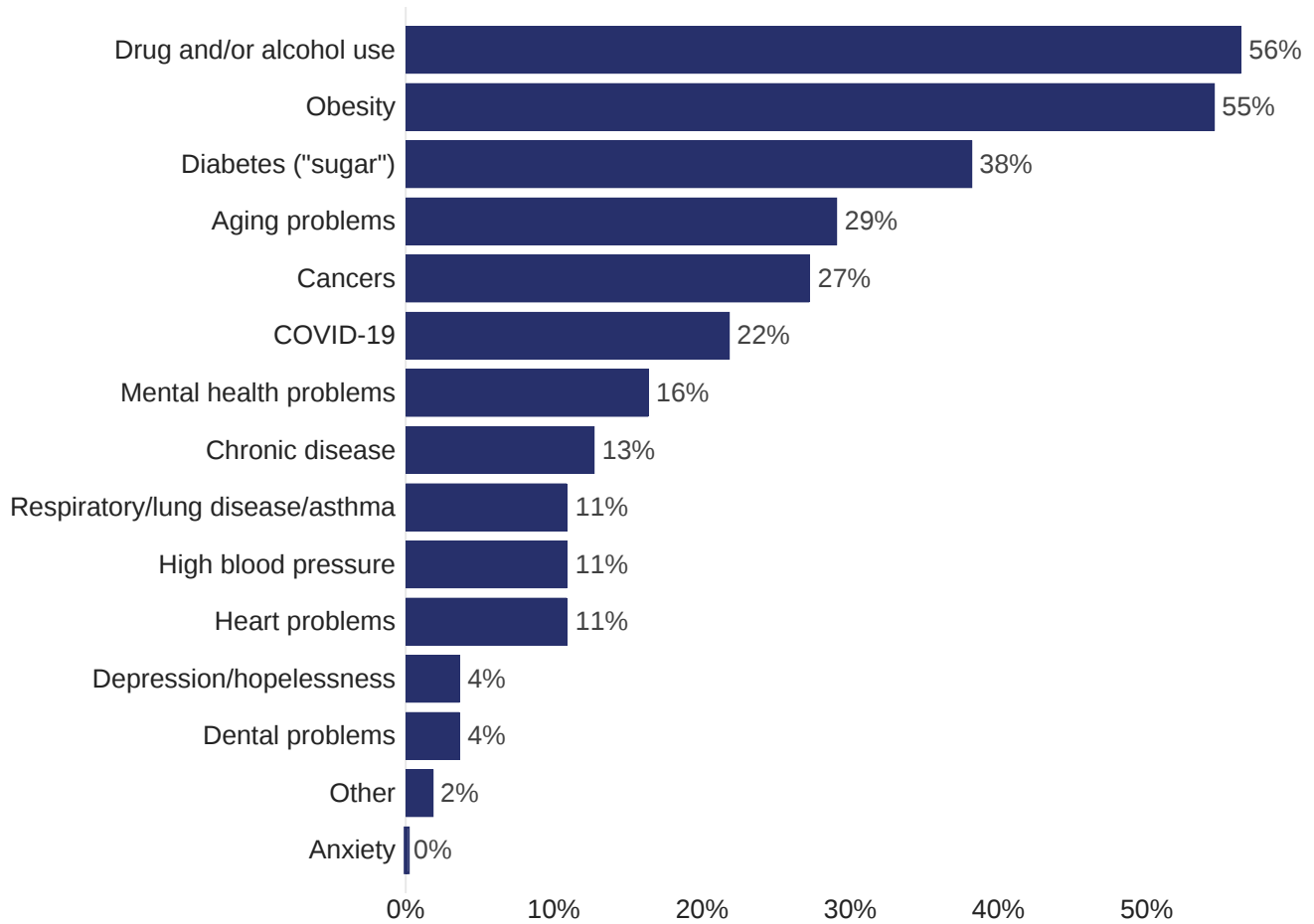


● Percentage of Responses

### Data Breakdown - >65 years old

Q7 - From the following list, which do you think are the 3 most important problems related to health and disease in your county? Please choose ONLY 3.

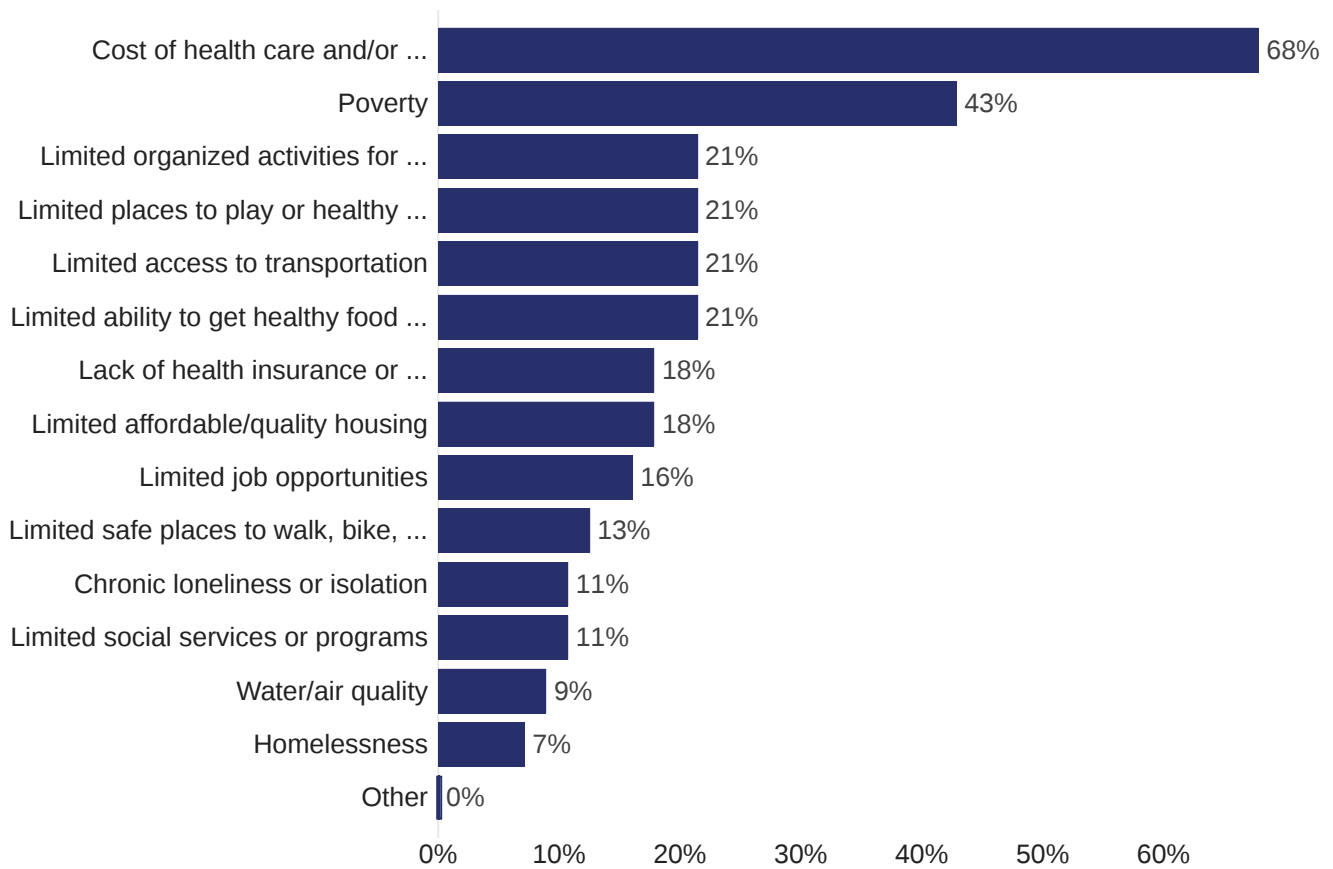
55 Responses



● Percentage of Responses

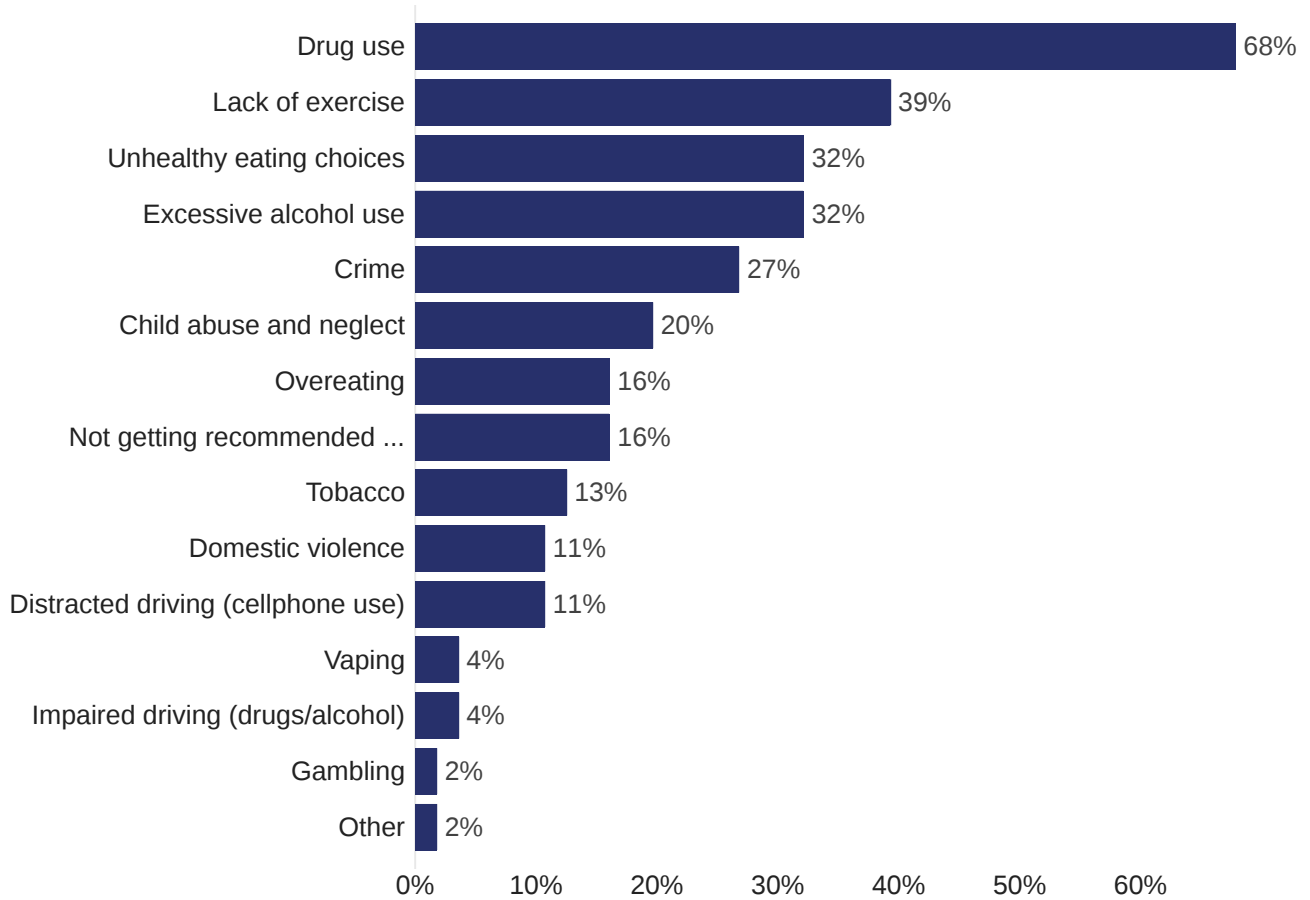
Q8 - From the following list, which do you think are the 3 most important problems related to quality of life and environment in your county? Please choose ONLY 3.

56 Responses



● Percentage of Responses

Q9 - From the following list, which do you think are the 3 most important risky behaviors related to personal choice.  
56 Responses

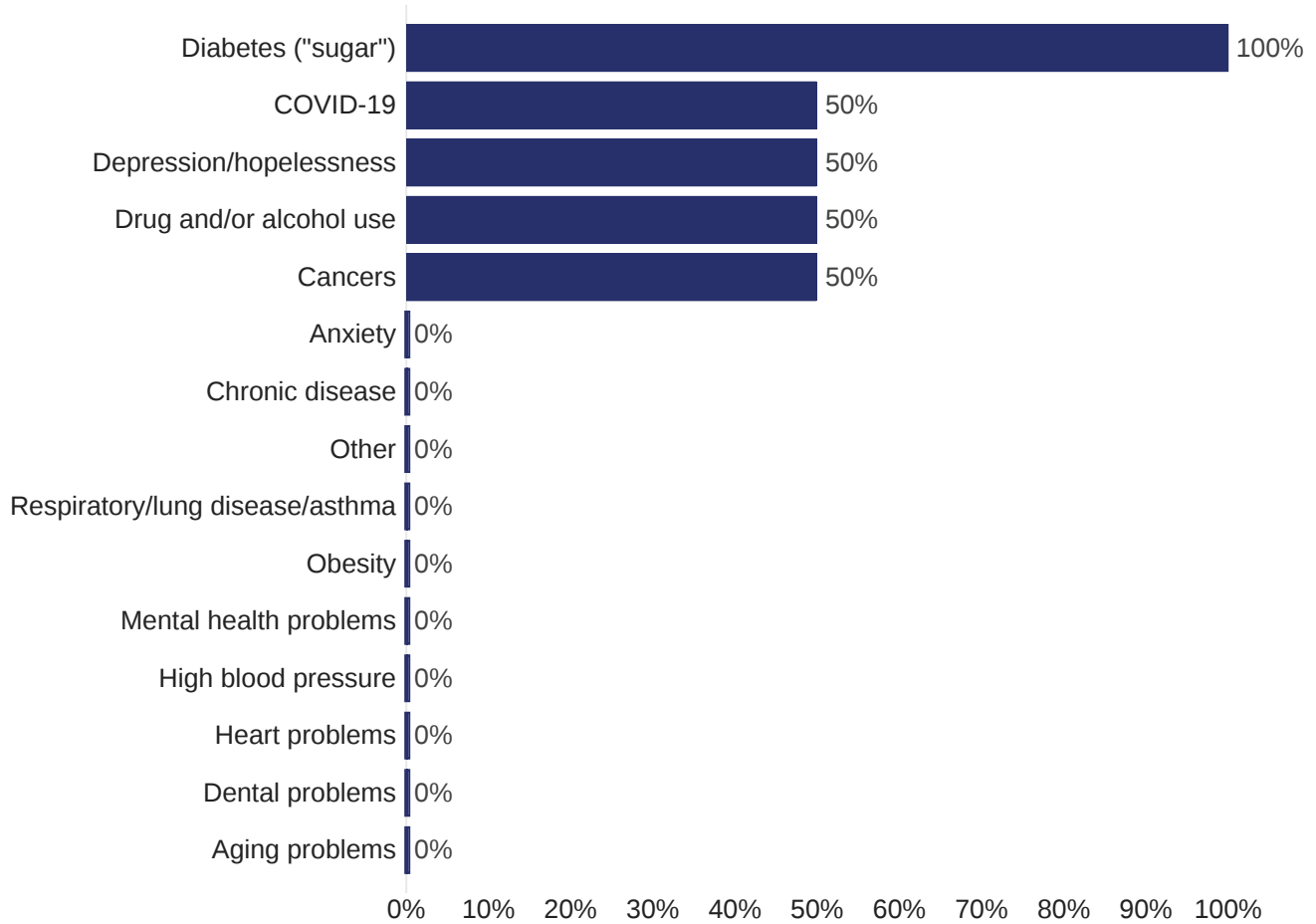


● Percentage of Responses

### Data Breakdown - Educaiton < High School

Q7 - From the following list, which do you think are the 3 most important problems related to health and disease in your county? Please choose ONLY 3.

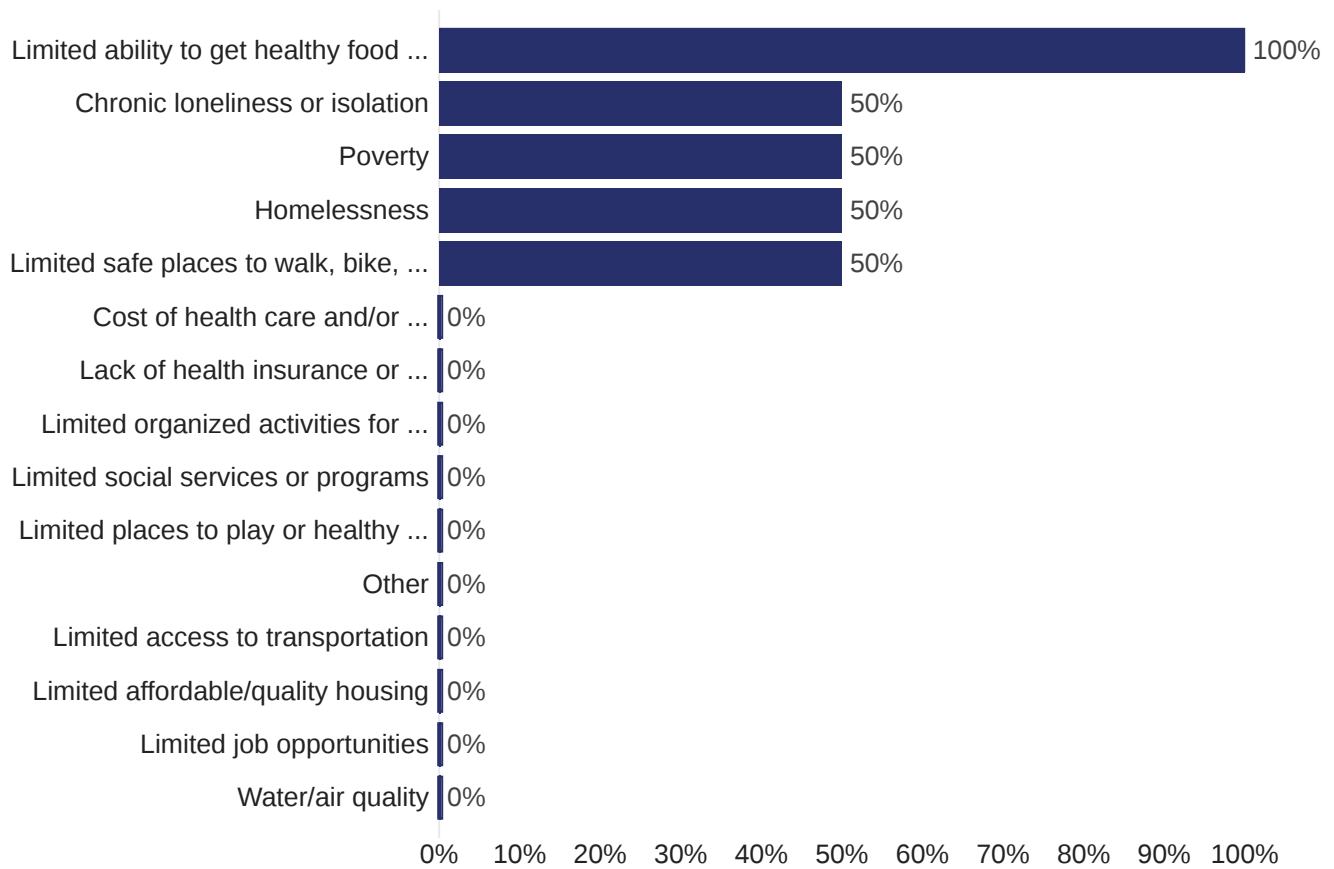
2 Responses



● Percentage of Responses

Q8 - From the following list, which do you think are the 3 most important problems related to quality of life and environment in your county? Please choose ONLY 3.

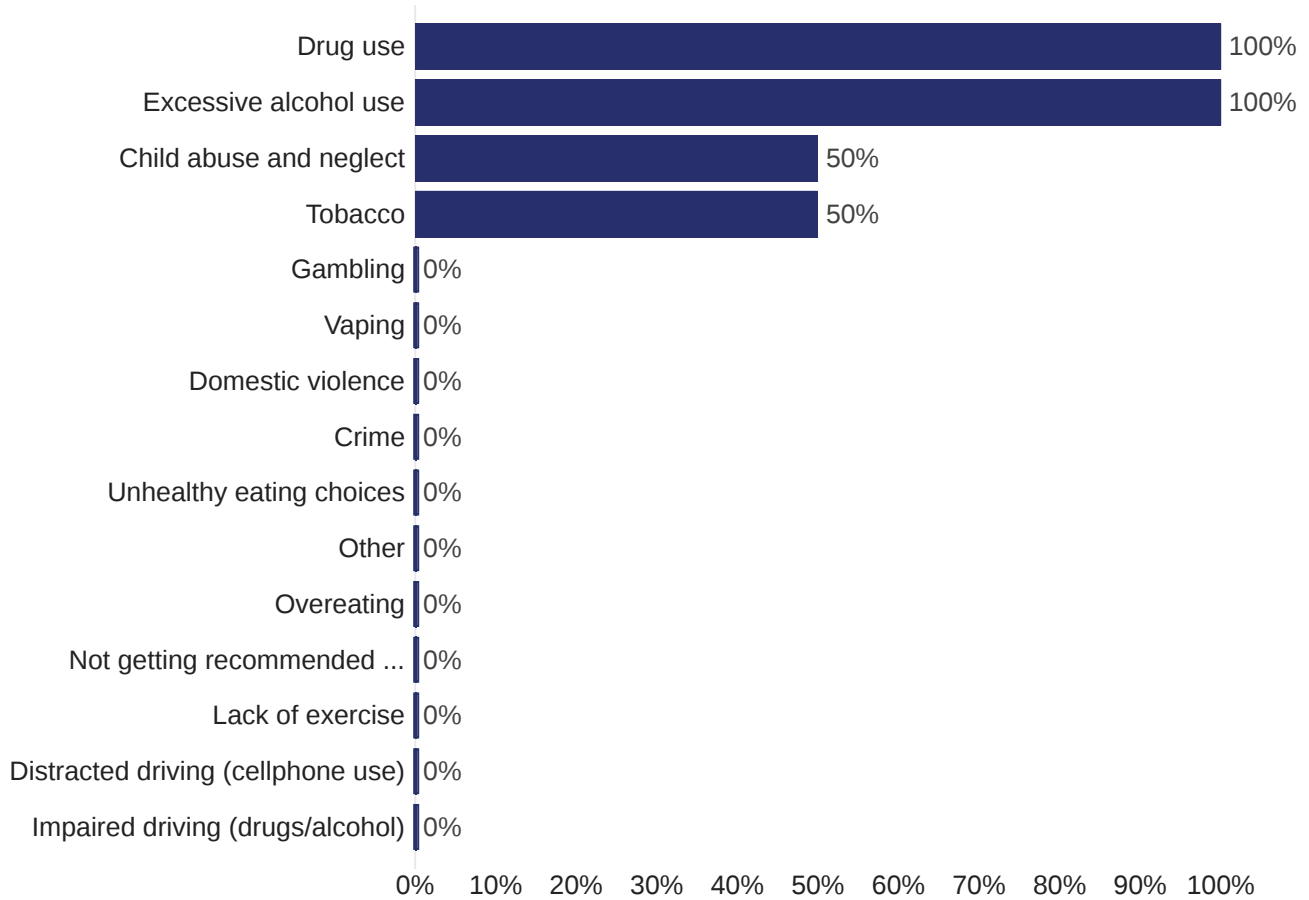
2 Responses



● Percentage of Responses

Q9 - From the following list, which do you think are the 3 most important risky behaviors related to personal choice.

2 Responses

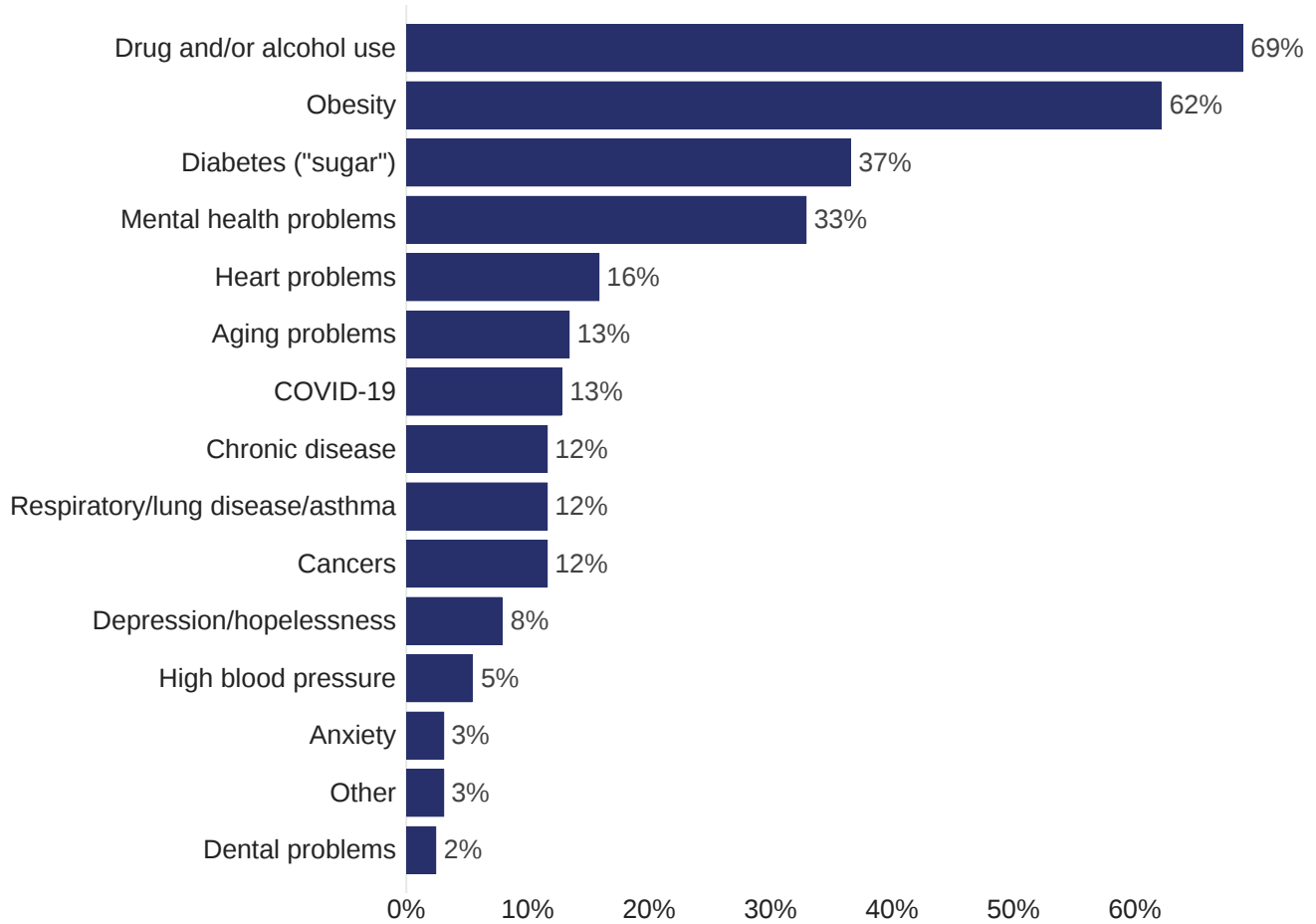


● Percentage of Responses

### Data Breakdown - Educaiton < 4 year college degree

Q7 - From the following list, which do you think are the 3 most important problems related to health and disease in your county? Please choose ONLY 3.

164 Responses

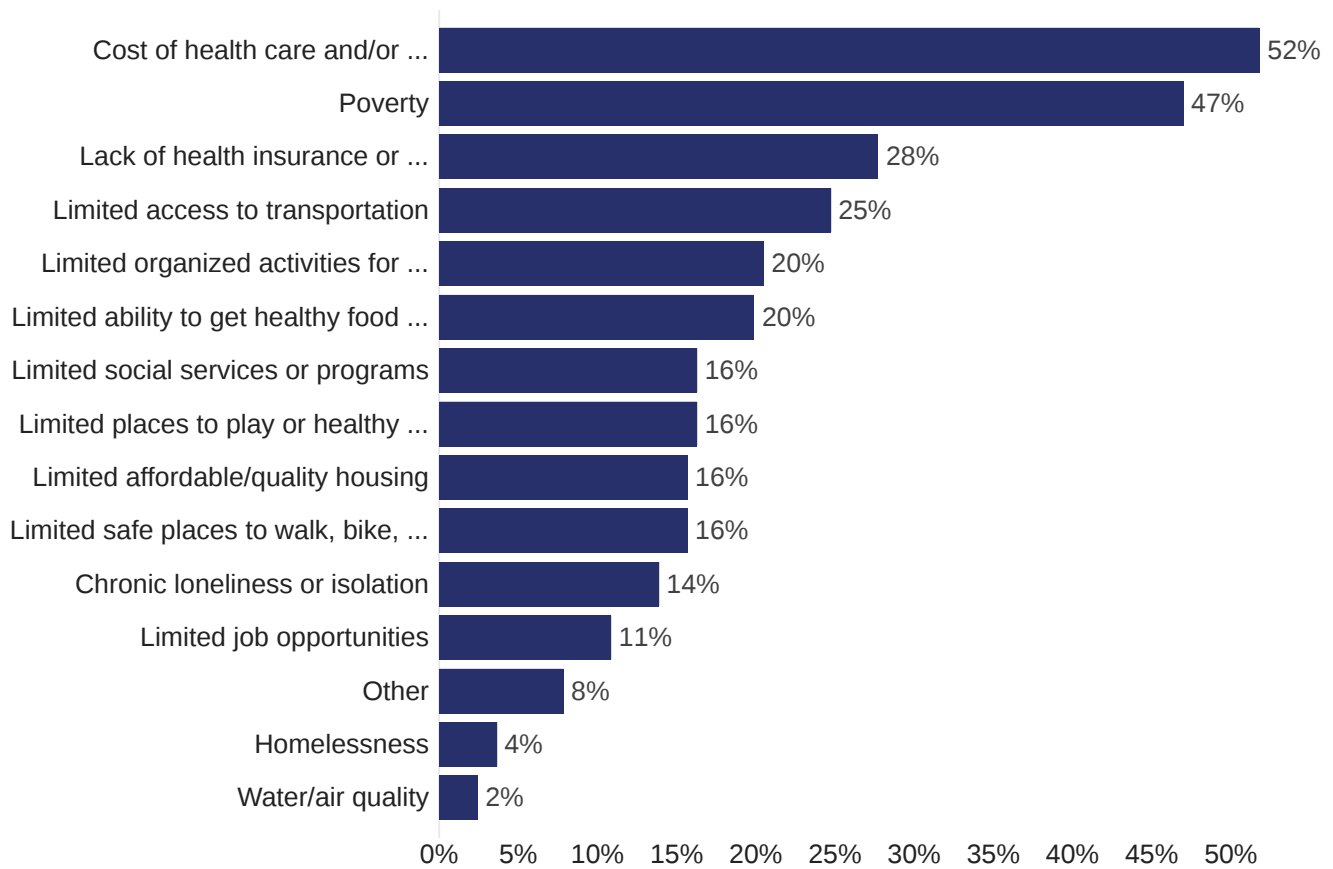


● Percentage of Responses



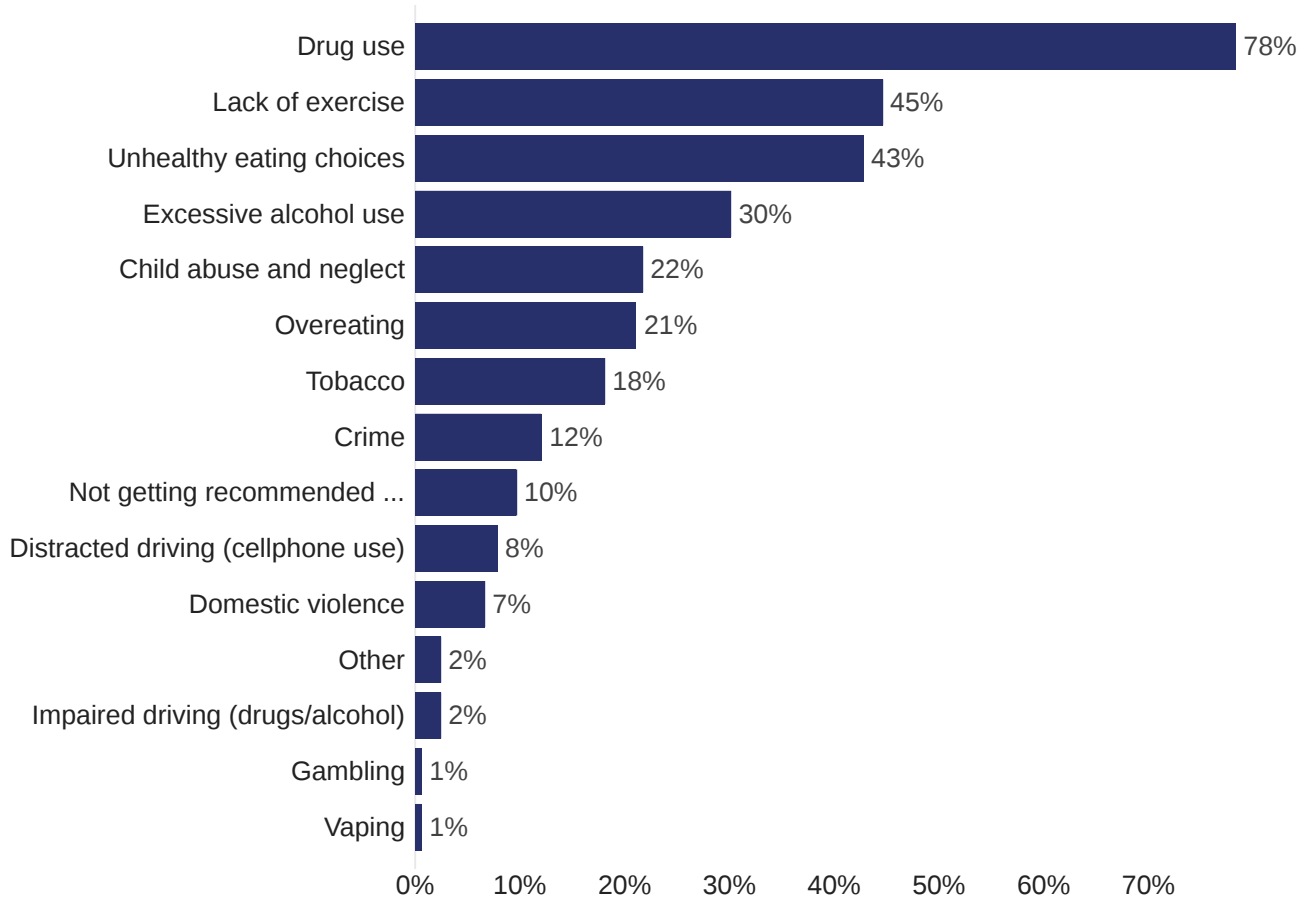
Q8 - From the following list, which do you think are the 3 most important problems related to quality of life and environment in your county? Please choose ONLY 3.

166 Responses



● Percentage of Responses

Q9 - From the following list, which do you think are the 3 most important risky behaviors related to personal choice.  
166 Responses

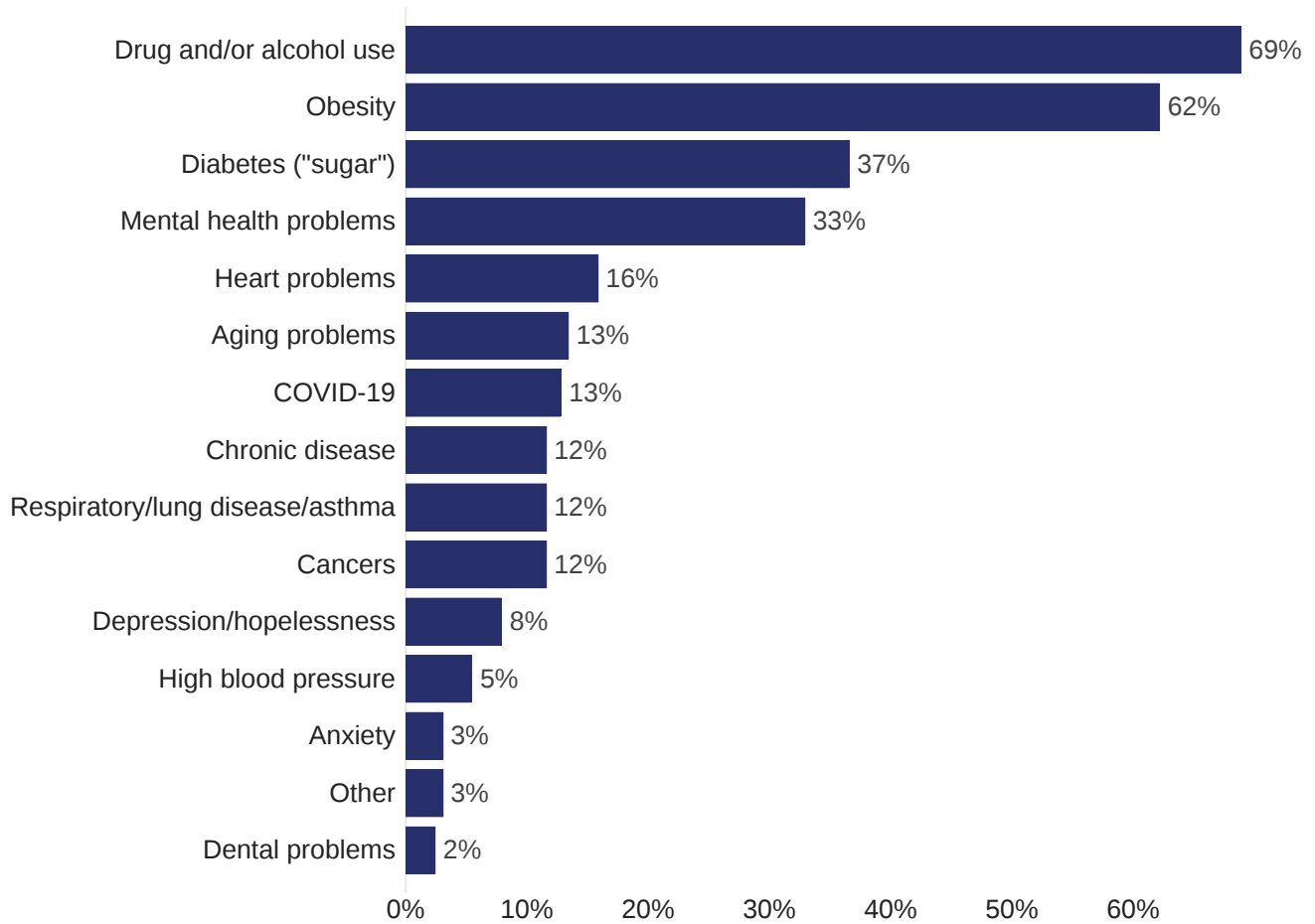


● Percentage of Responses

### Data Breakdown - Education 4 year college degree +

Q7 - From the following list, which do you think are the 3 most important problems related to health and disease in your county? Please choose ONLY 3.

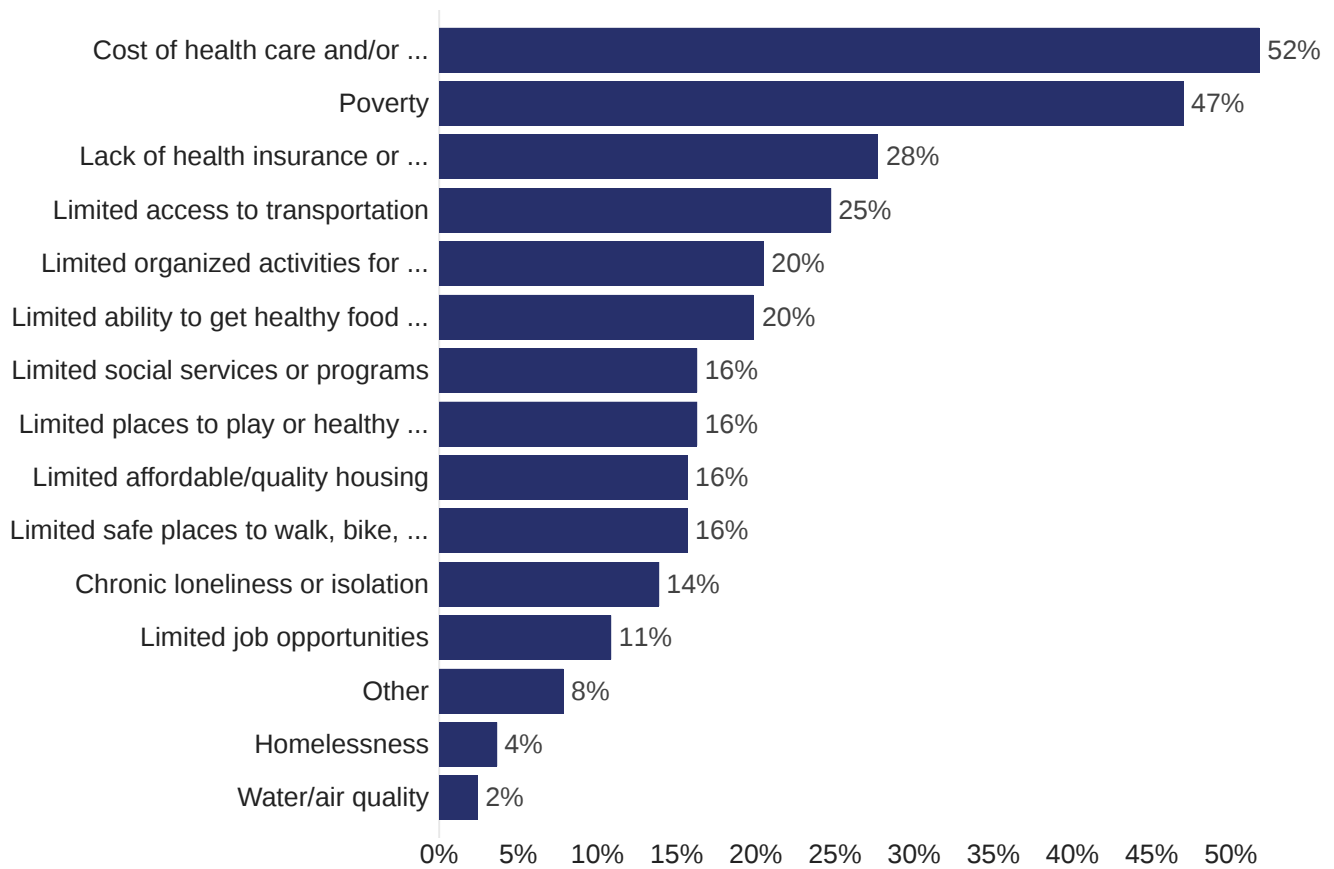
164 Responses



● Percentage of Responses

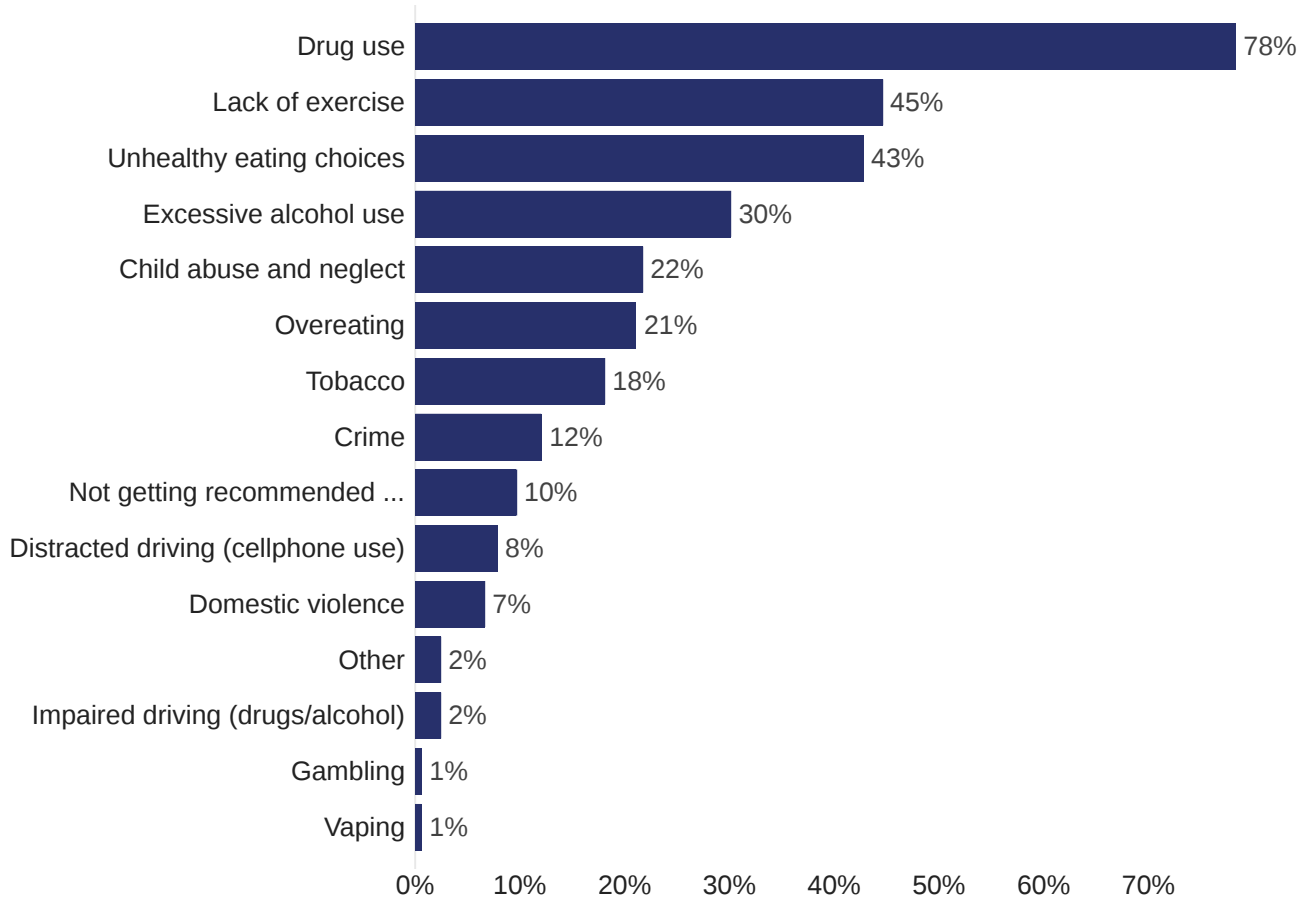
Q8 - From the following list, which do you think are the 3 most important problems related to quality of life and environment in your county? Please choose ONLY 3.

166 Responses



● Percentage of Responses

Q9 - From the following list, which do you think are the 3 most important risky behaviors related to personal choice.  
166 Responses

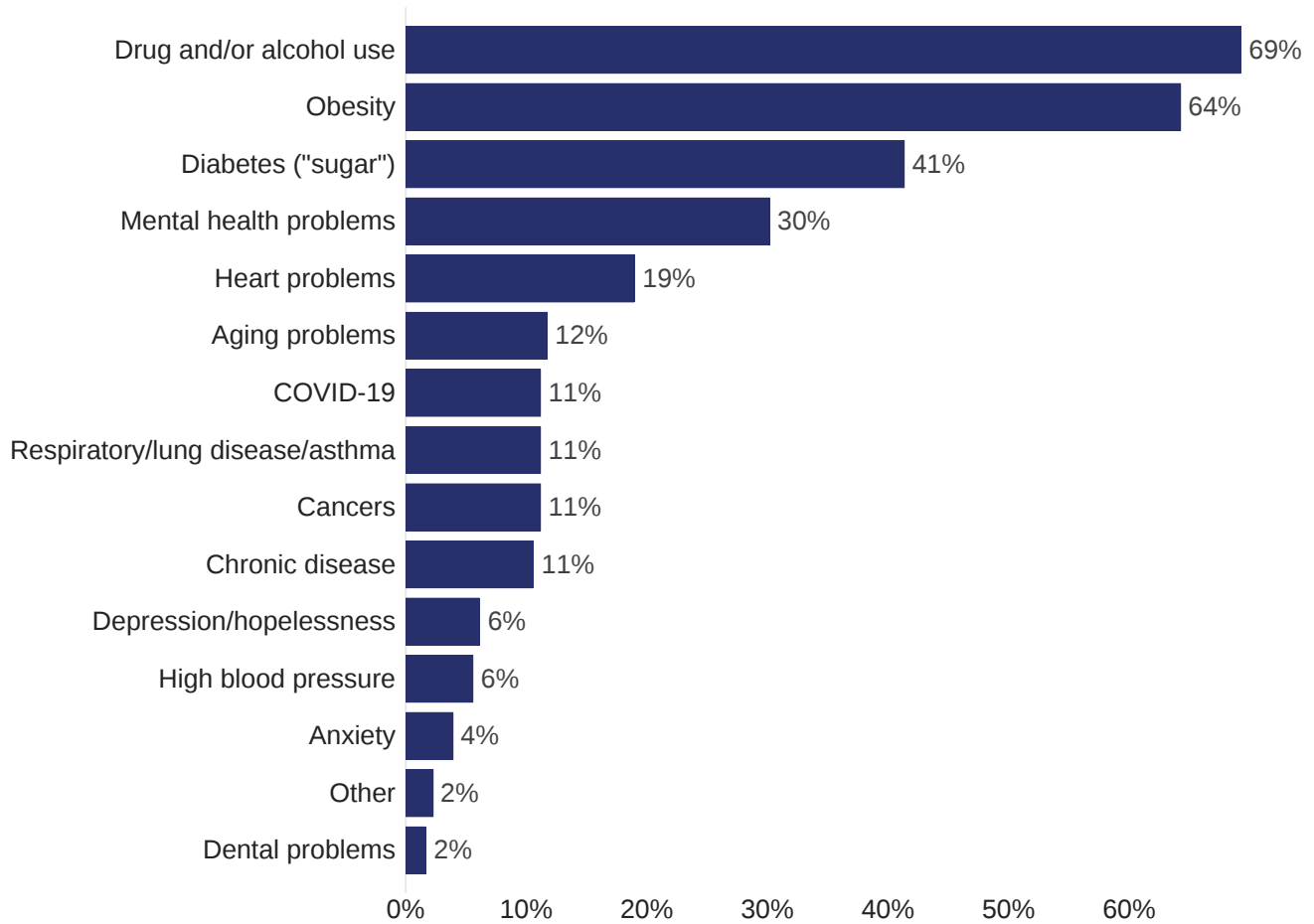


● Percentage of Responses

### Data Breakdown - Income < \$30k/year

Q7 - From the following list, which do you think are the 3 most important problems related to health and disease in your county? Please choose ONLY 3.

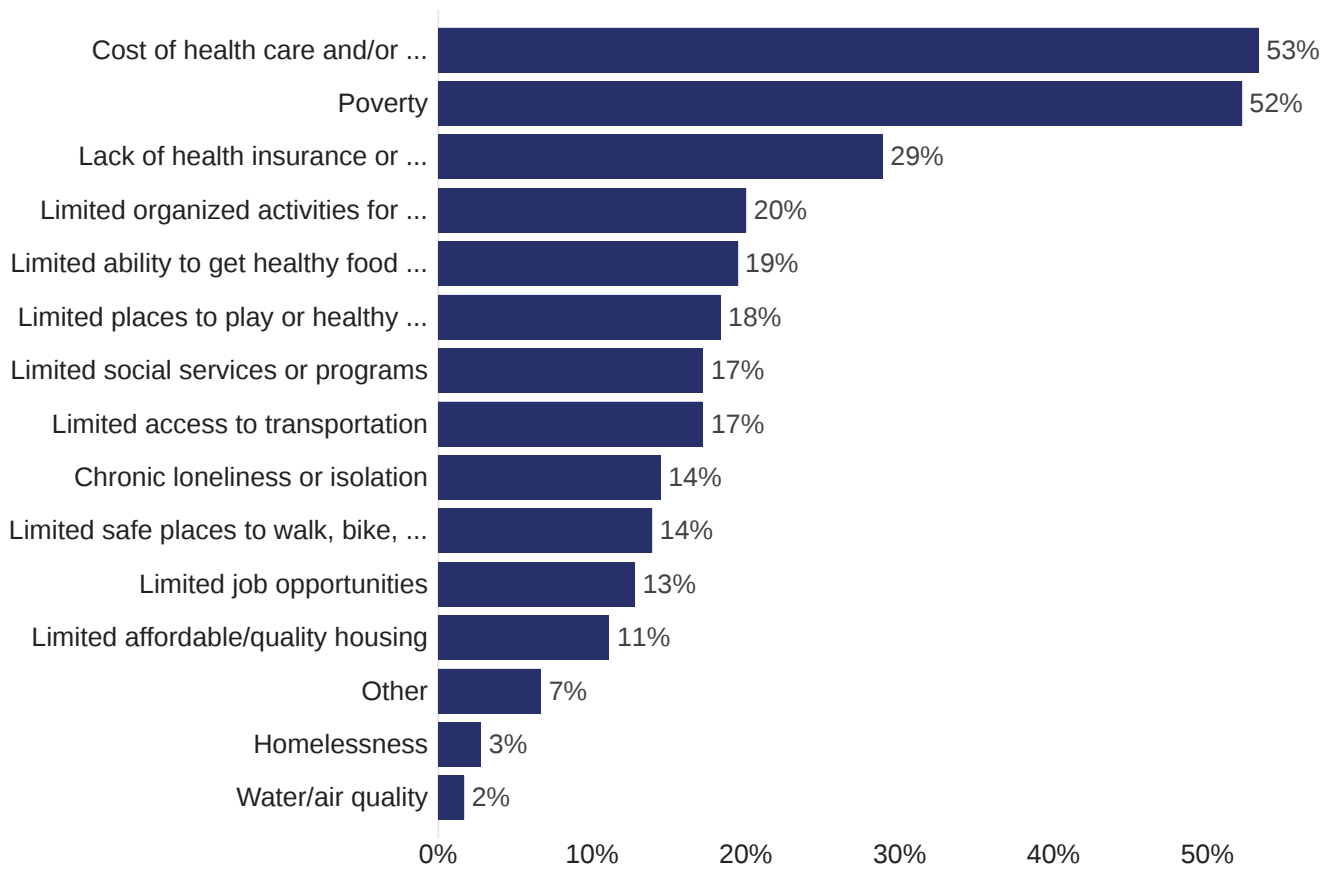
179 Responses



● Percentage of Responses

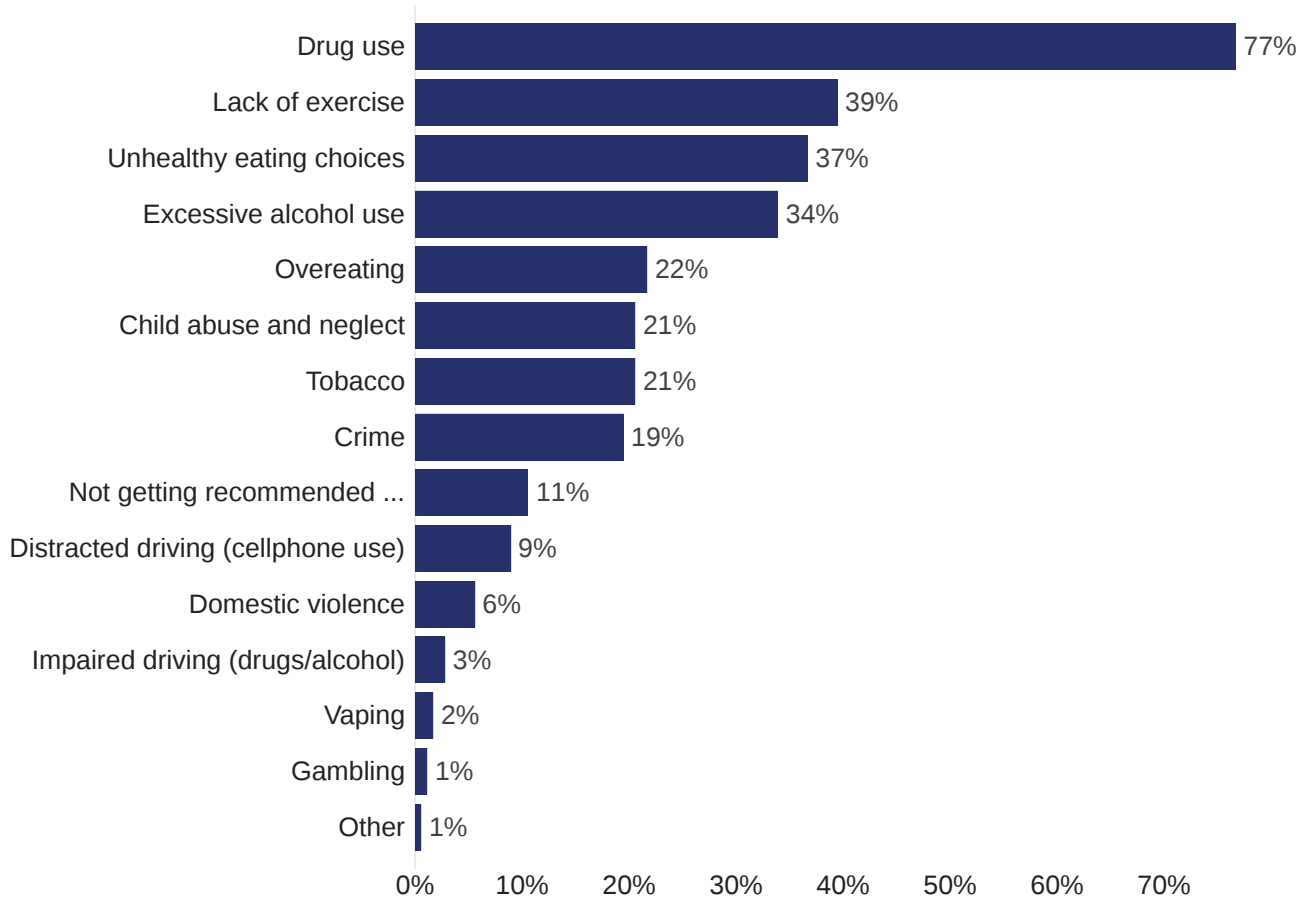
Q8 - From the following list, which do you think are the 3 most important problems related to quality of life and environment in your county? Please choose ONLY 3.

180 Responses



● Percentage of Responses

Q9 - From the following list, which do you think are the 3 most important risky behaviors related to personal choice.  
180 Responses



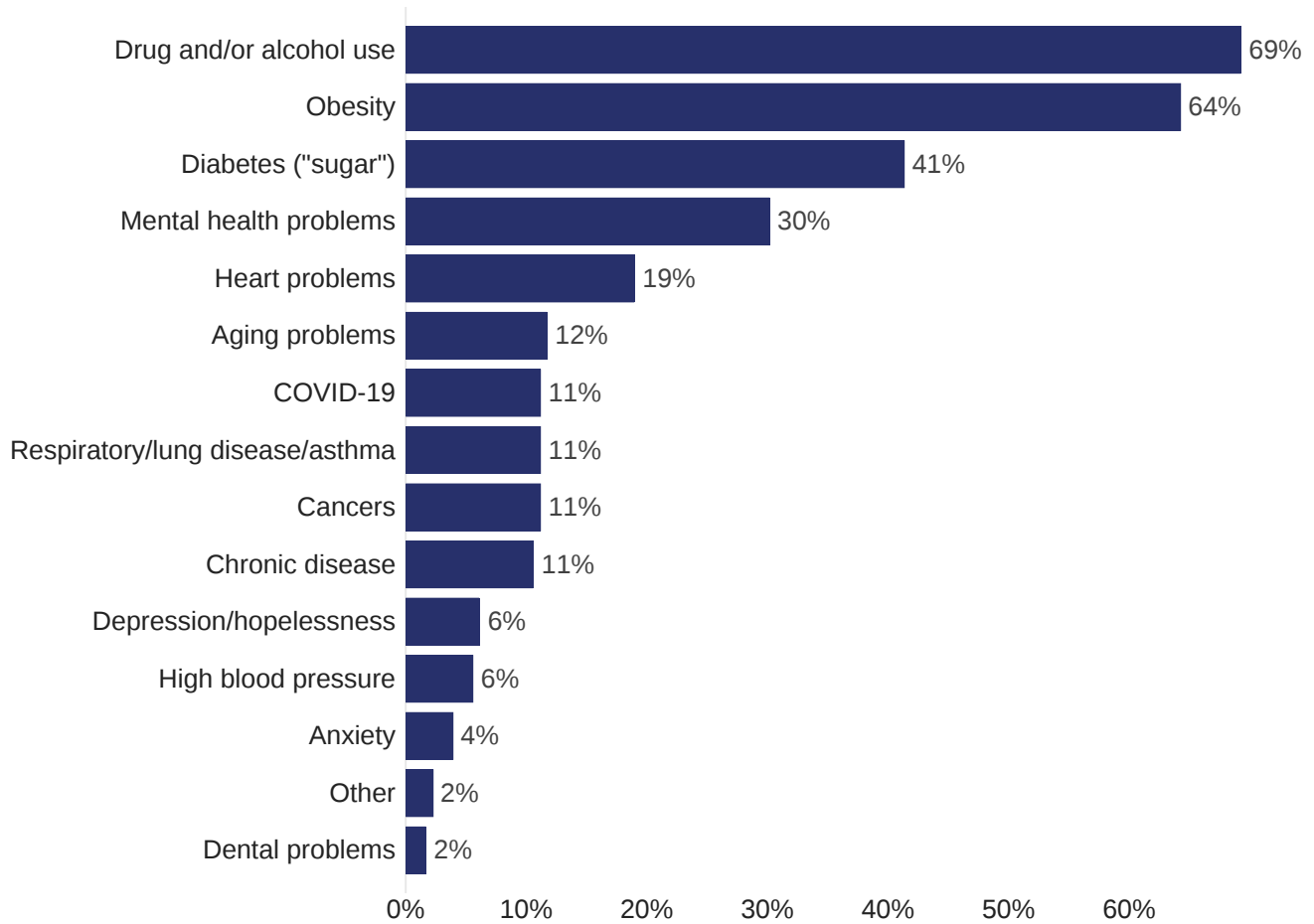
● Percentage of Responses



### Data Breakdown - Income > \$75k/year

Q7 - From the following list, which do you think are the 3 most important problems related to health and disease in your county? Please choose ONLY 3.

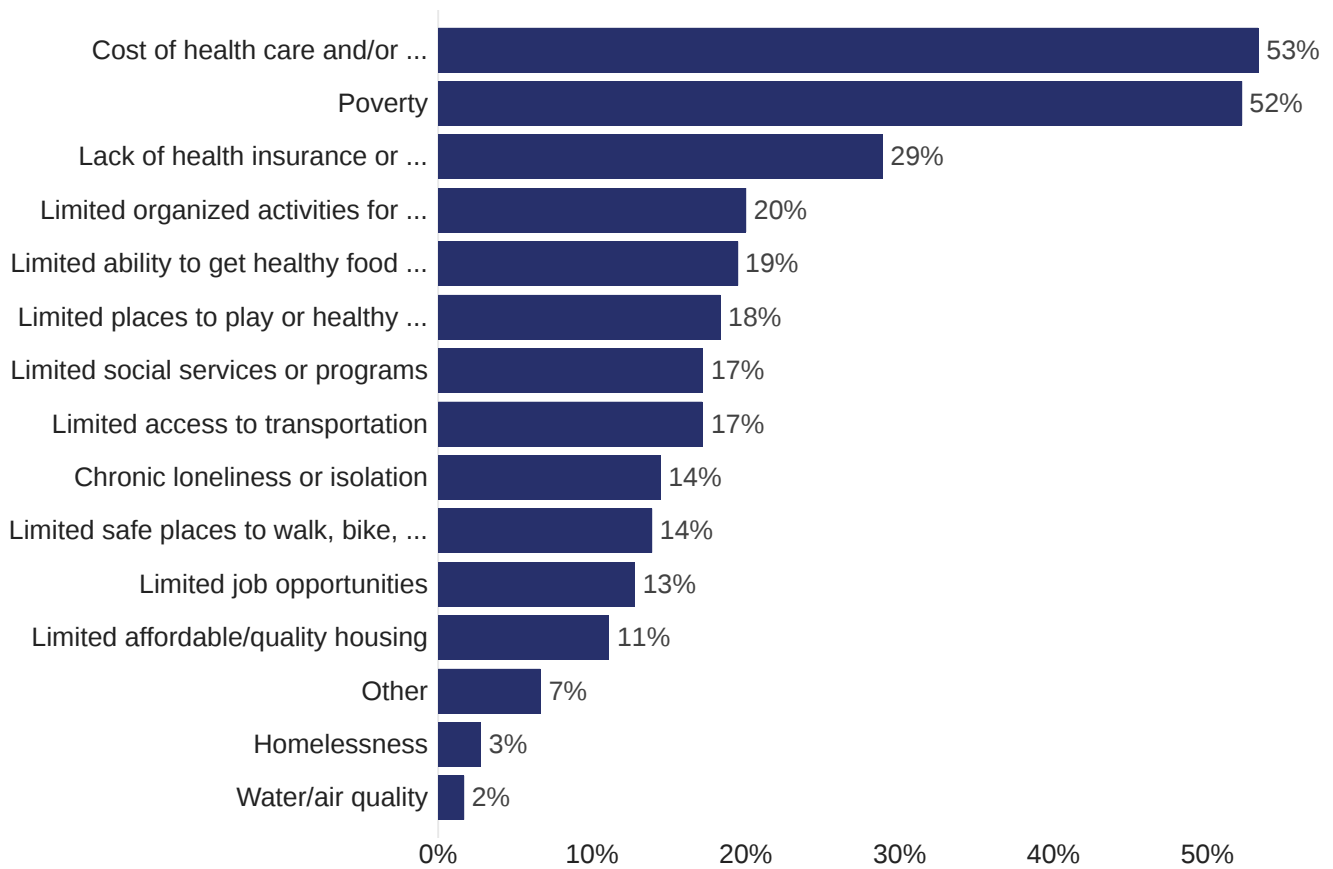
179 Responses



● Percentage of Responses

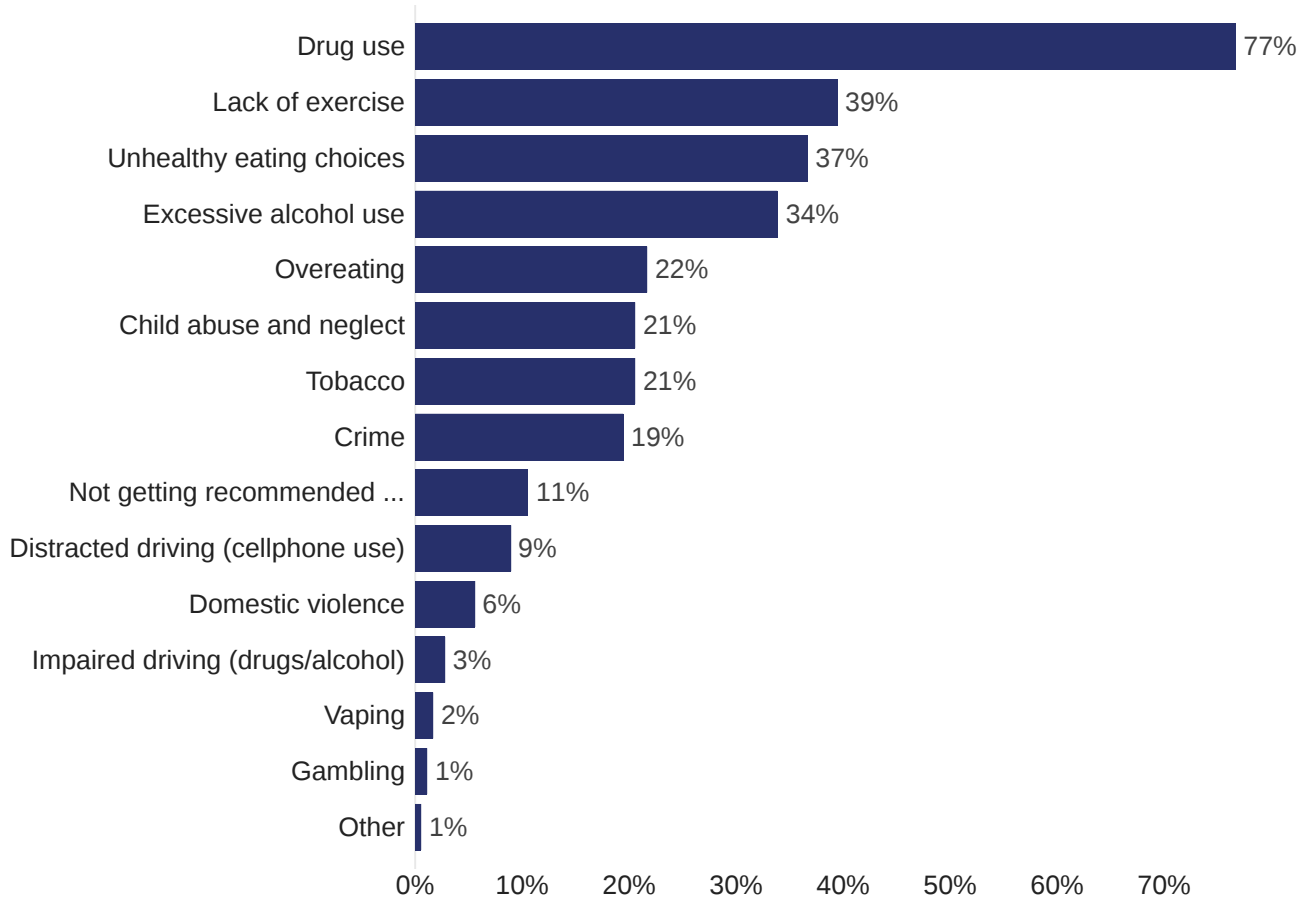
Q8 - From the following list, which do you think are the 3 most important problems related to quality of life and environment in your county? Please choose ONLY 3.

180 Responses



● Percentage of Responses

Q9 - From the following list, which do you think are the 3 most important risky behaviors related to personal choice.  
180 Responses

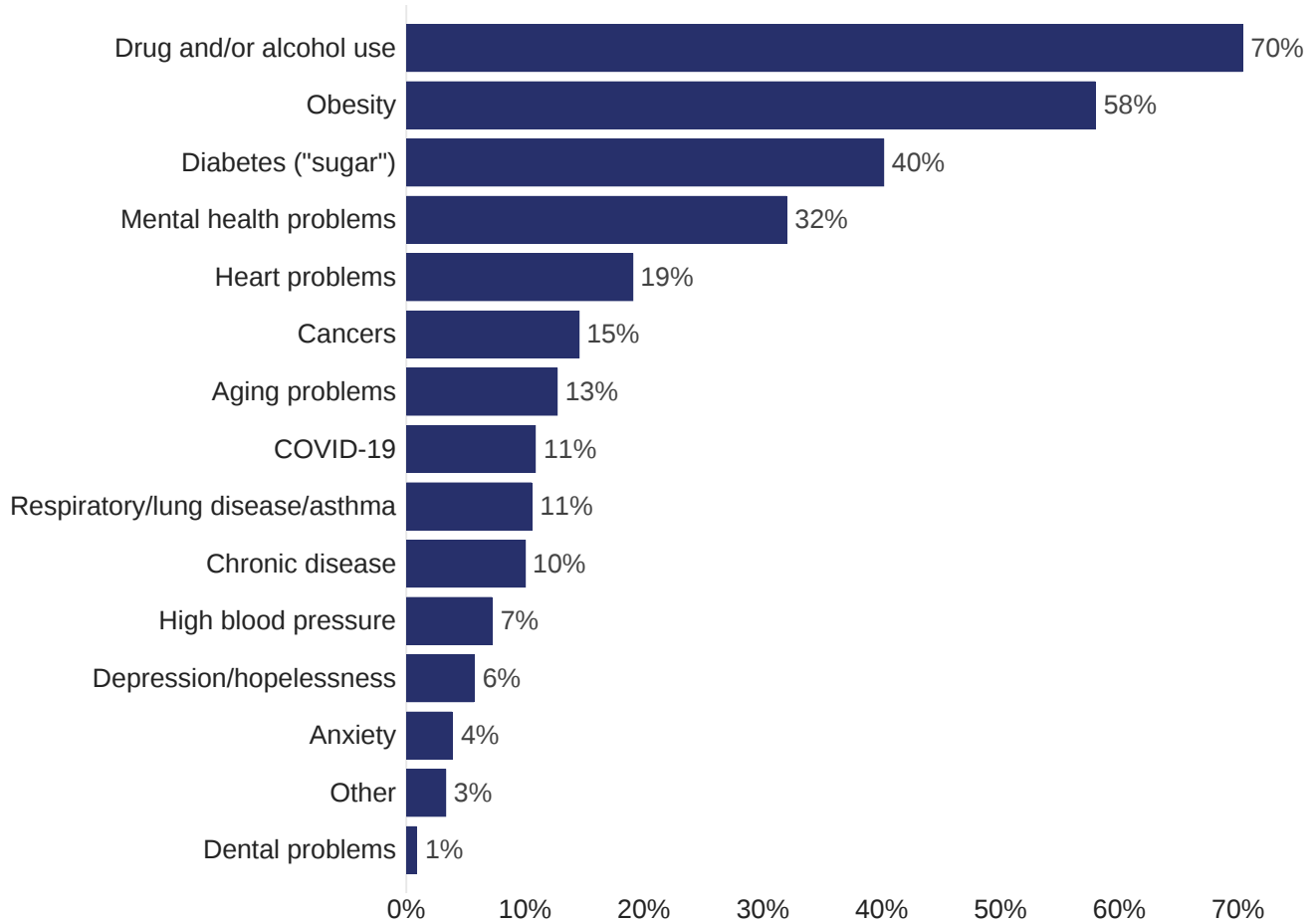


● Percentage of Responses

### Data Breakdown - Food insecurity: Yes

Q7 - From the following list, which do you think are the 3 most important problems related to health and disease in your county? Please choose ONLY 3.

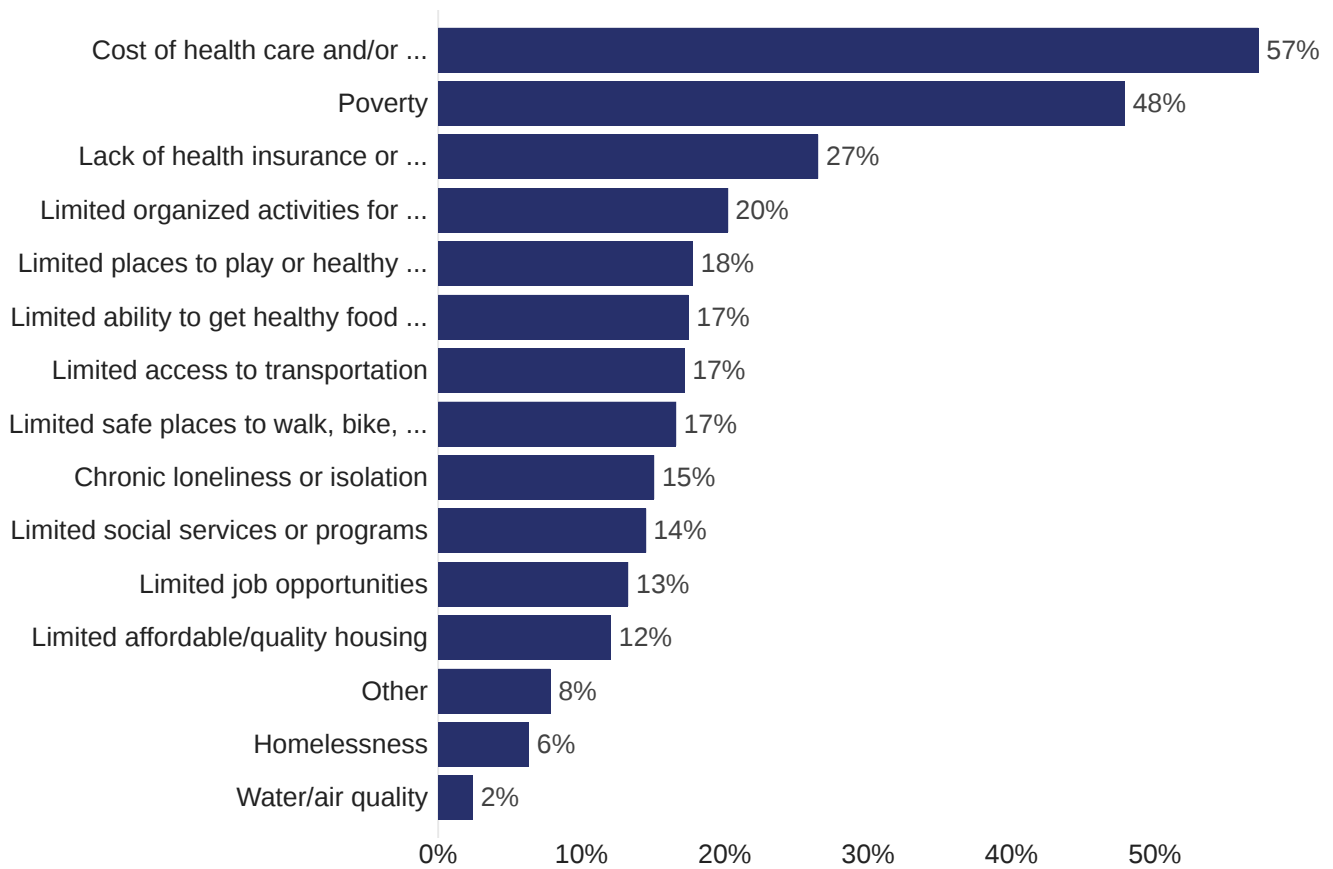
331 Responses



● Percentage of Responses

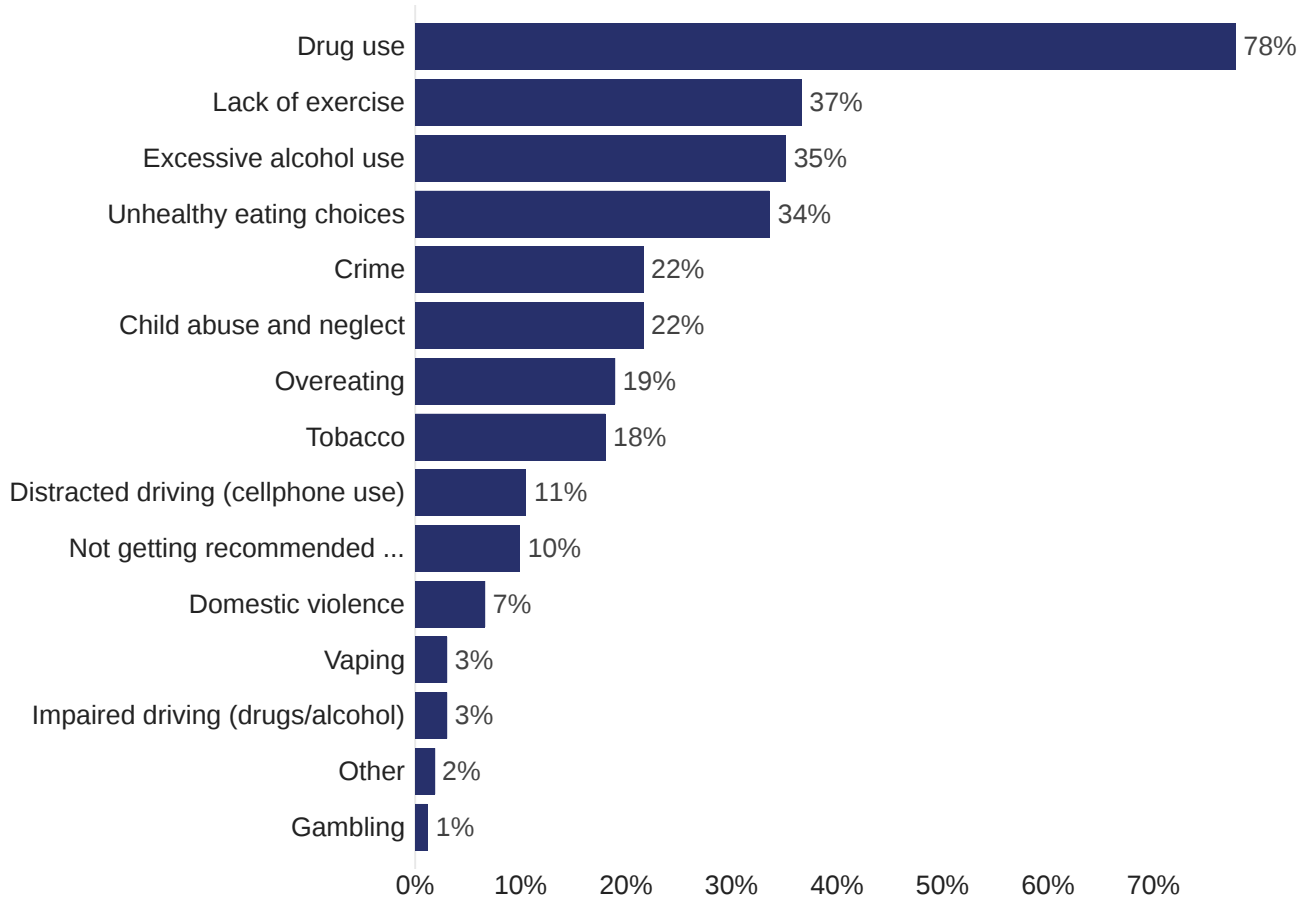
Q8 - From the following list, which do you think are the 3 most important problems related to quality of life and environment in your county? Please choose ONLY 3.

332 Responses



● Percentage of Responses

Q9 - From the following list, which do you think are the 3 most important risky behaviors related to personal choice. 333 Responses

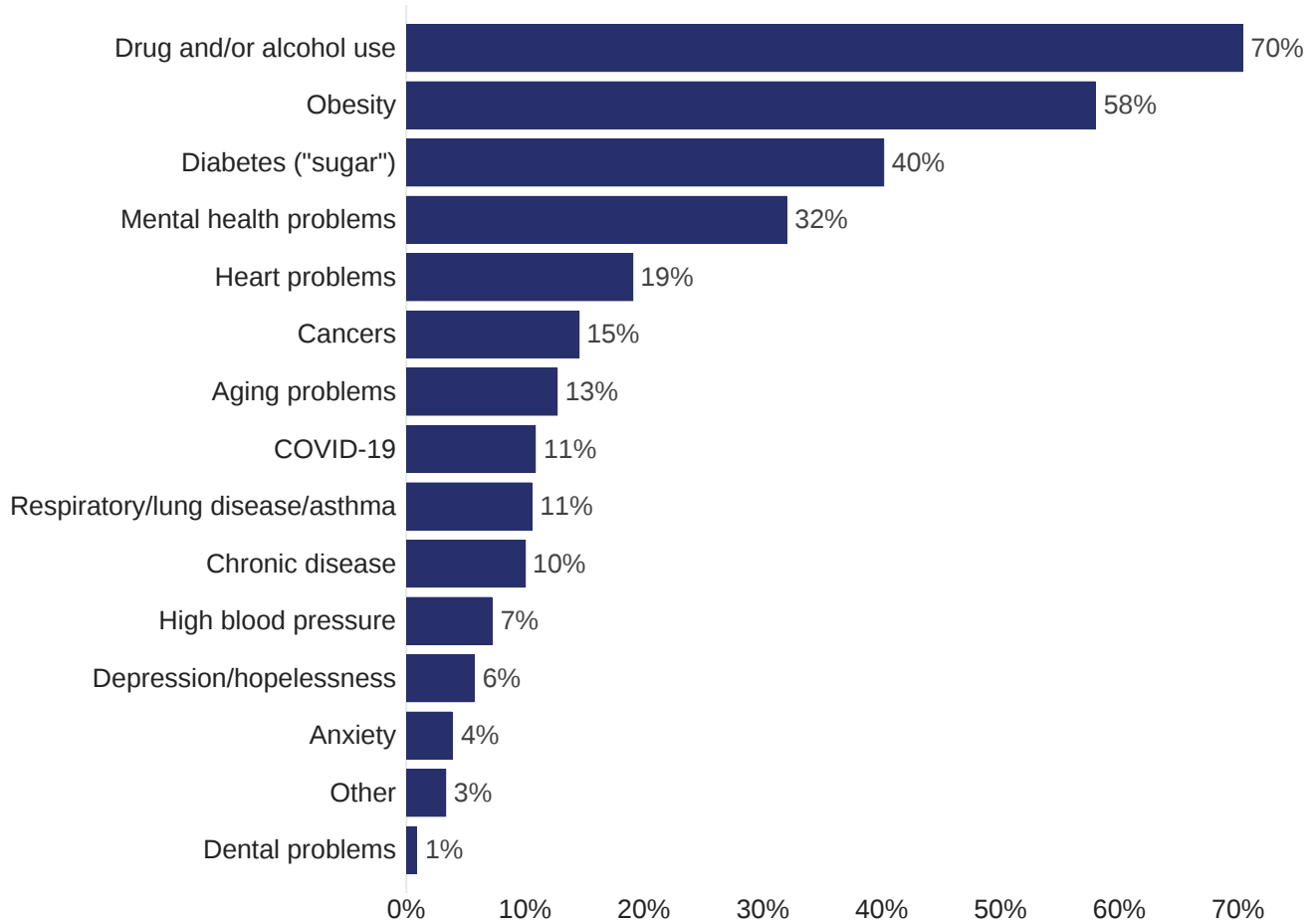


● Percentage of Responses

### Data Breakdown - Food insecurity: No

Q7 - From the following list, which do you think are the 3 most important problems related to health and disease in your county? Please choose ONLY 3.

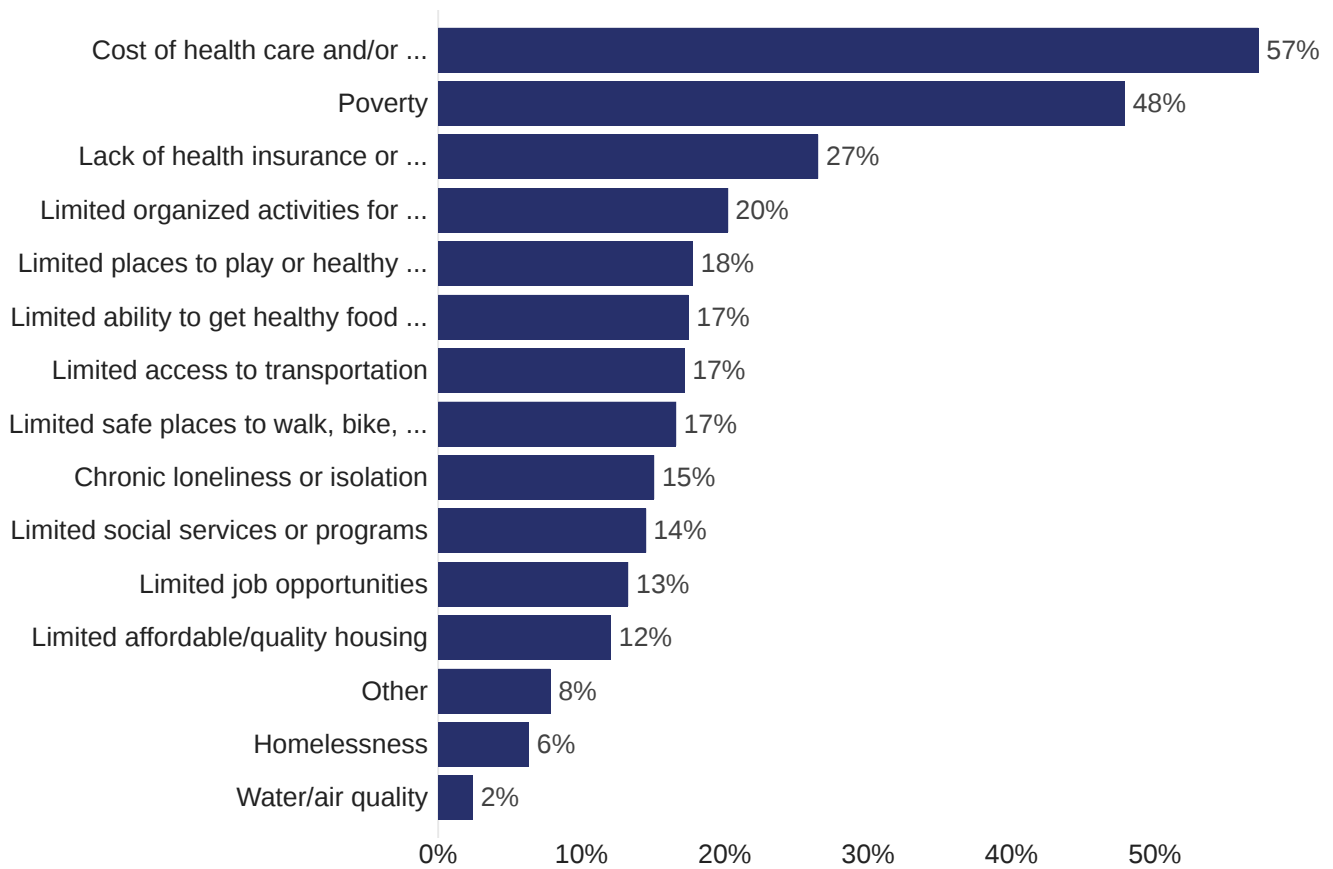
331 Responses



● Percentage of Responses

Q8 - From the following list, which do you think are the 3 most important problems related to quality of life and environment in your county? Please choose ONLY 3.

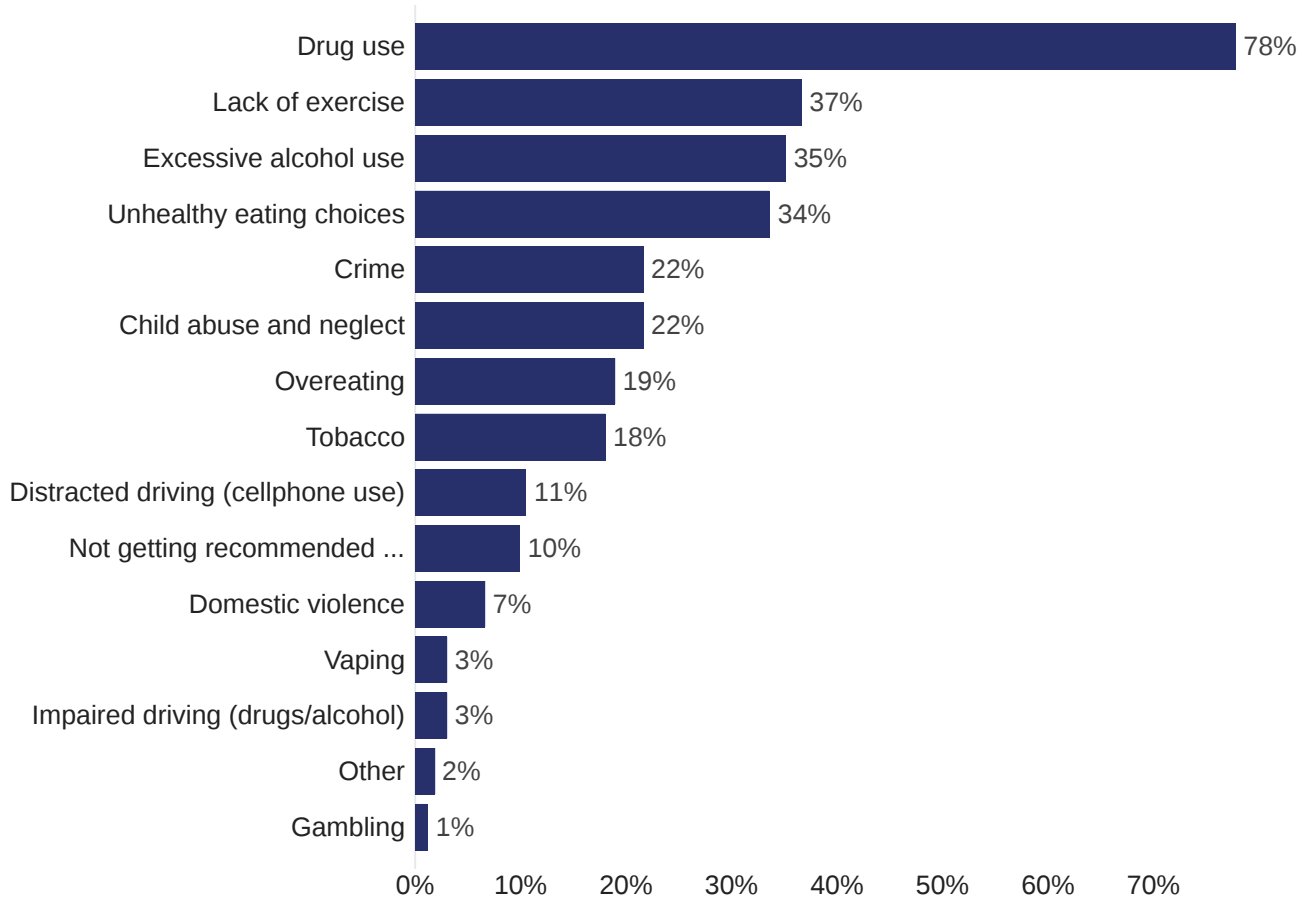
332 Responses



● Percentage of Responses



Q9 - From the following list, which do you think are the 3 most important risky behaviors related to personal choice.  
333 Responses

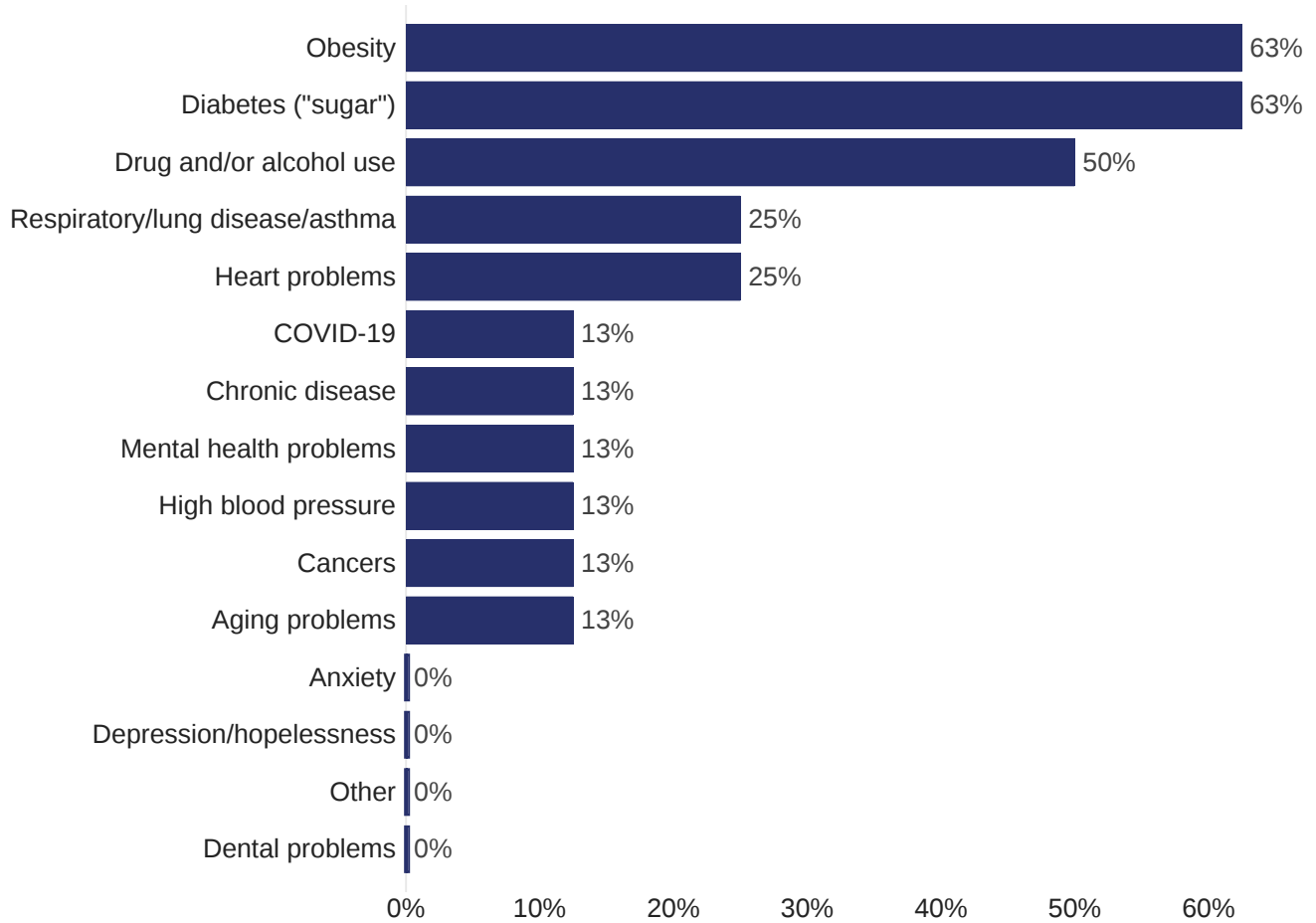


● Percentage of Responses

### Data Breakdown - Kids in the home: Yes

Q7 - From the following list, which do you think are the 3 most important problems related to health and disease in your county? Please choose ONLY 3.

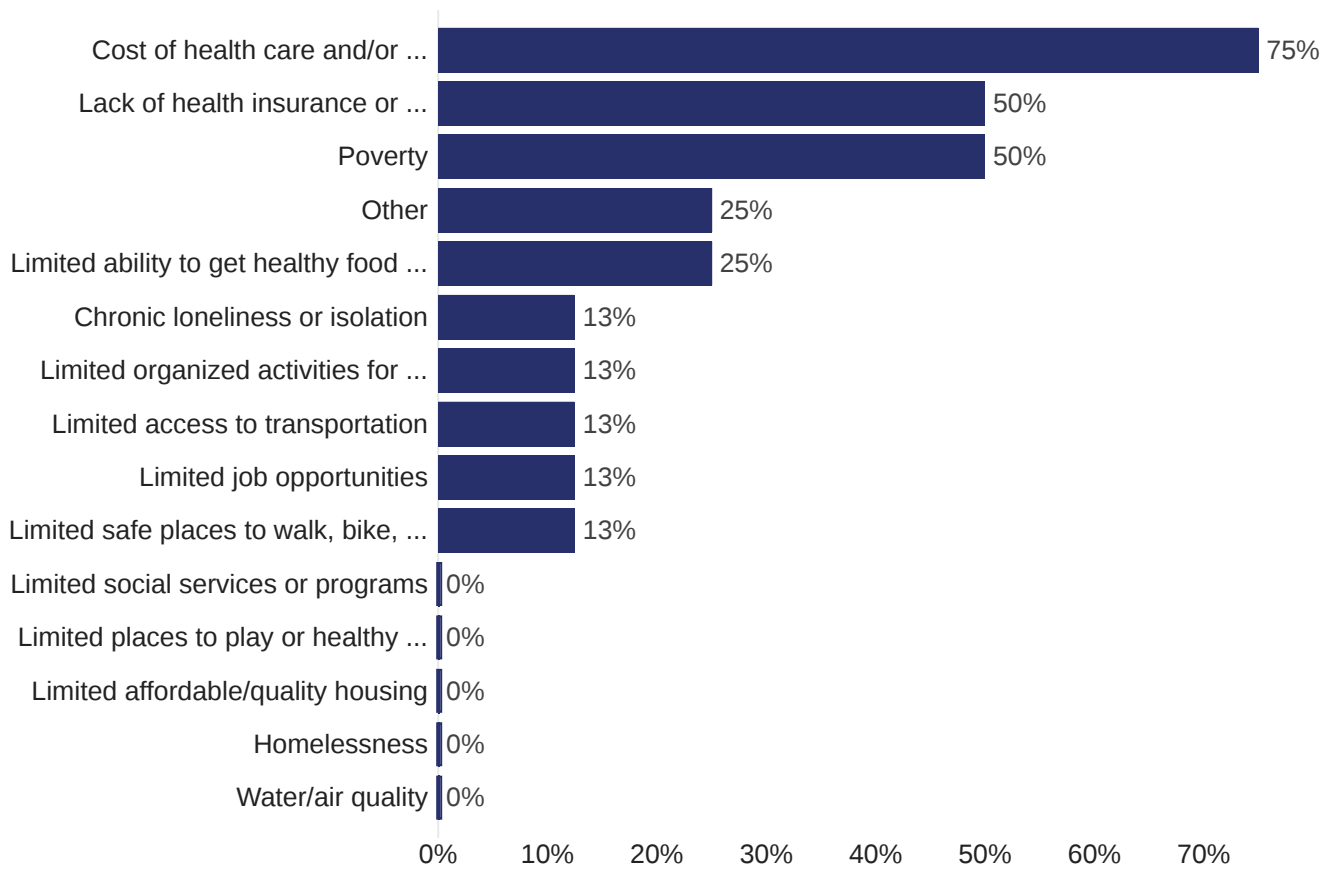
8 Responses



● Percentage of Responses

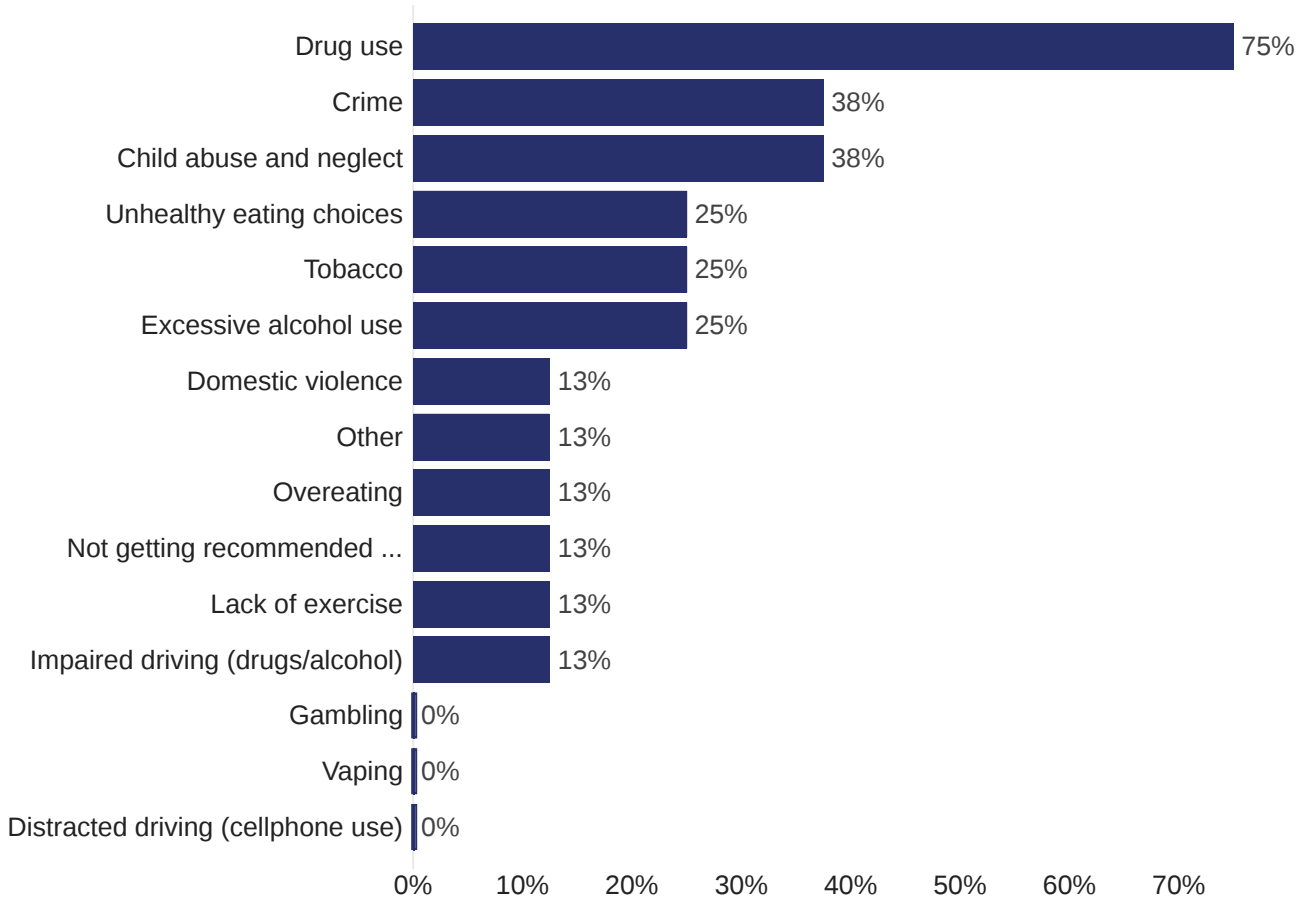
Q8 - From the following list, which do you think are the 3 most important problems related to quality of life and environment in your county? Please choose ONLY 3.

8 Responses



● Percentage of Responses

Q9 - From the following list, which do you think are the 3 most important risky behaviors related to personal choice. 8 Responses

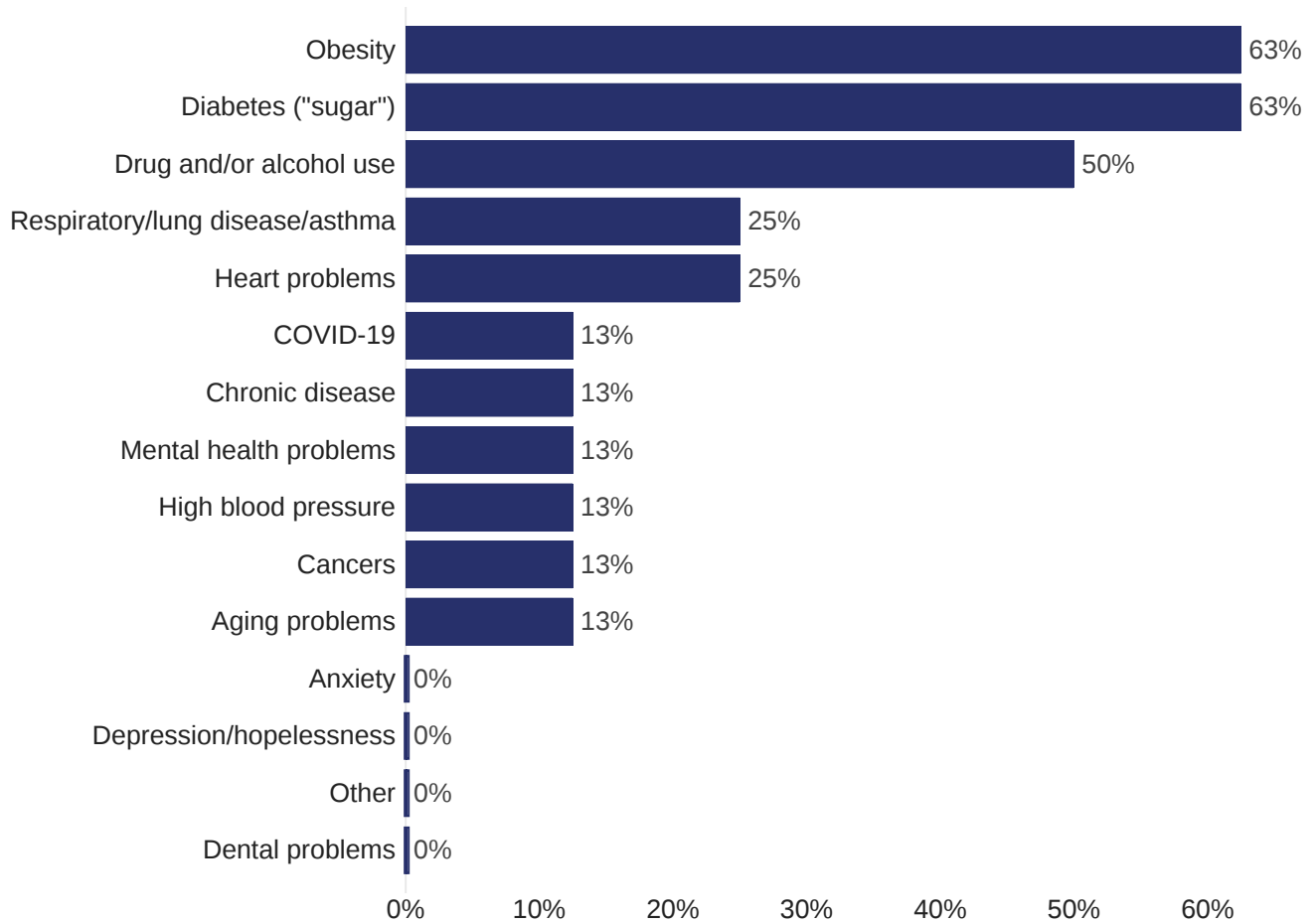


● Percentage of Responses

### Data Breakdown - Kids in home: No

Q7 - From the following list, which do you think are the 3 most important problems related to health and disease in your county? Please choose ONLY 3.

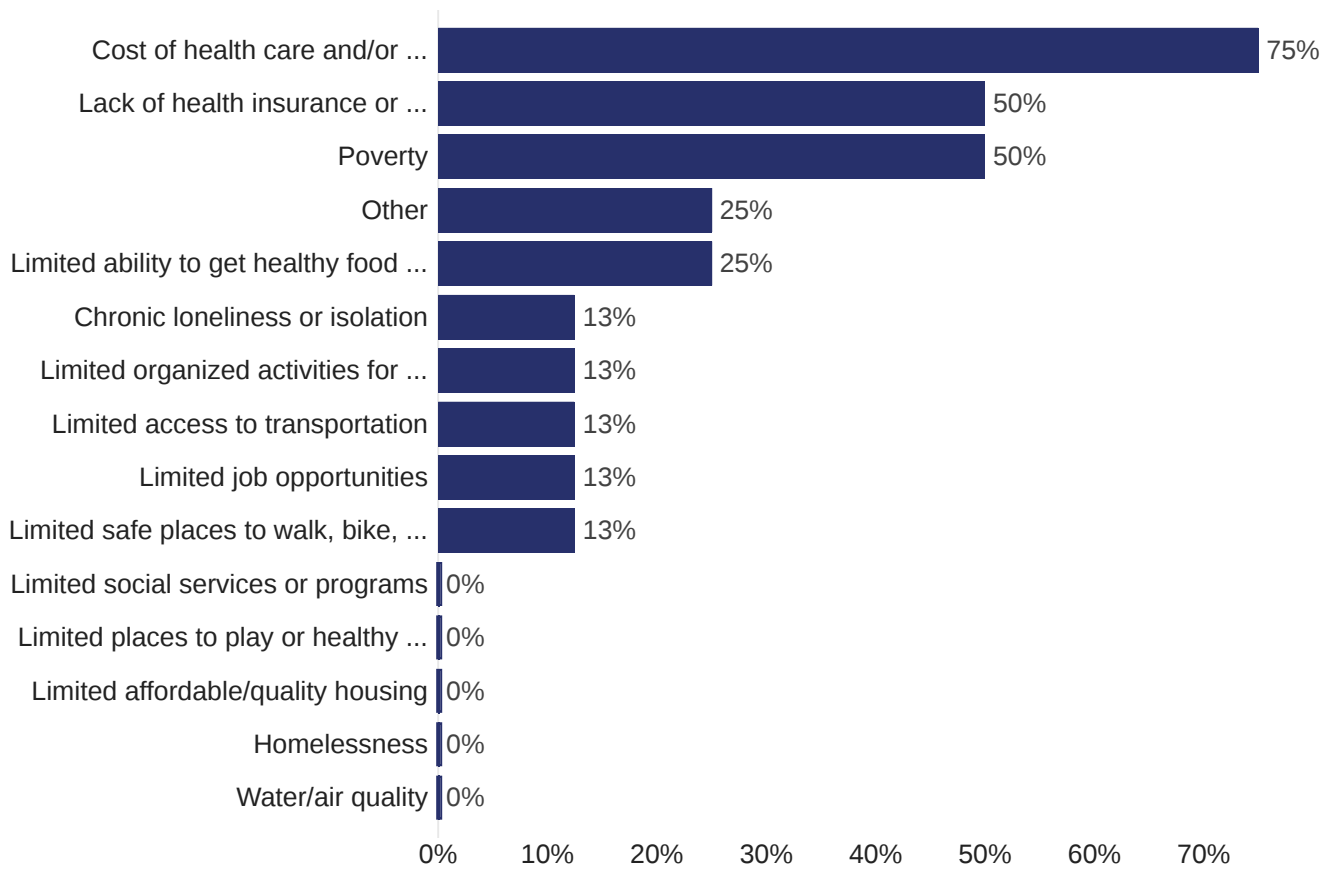
8 Responses



● Percentage of Responses

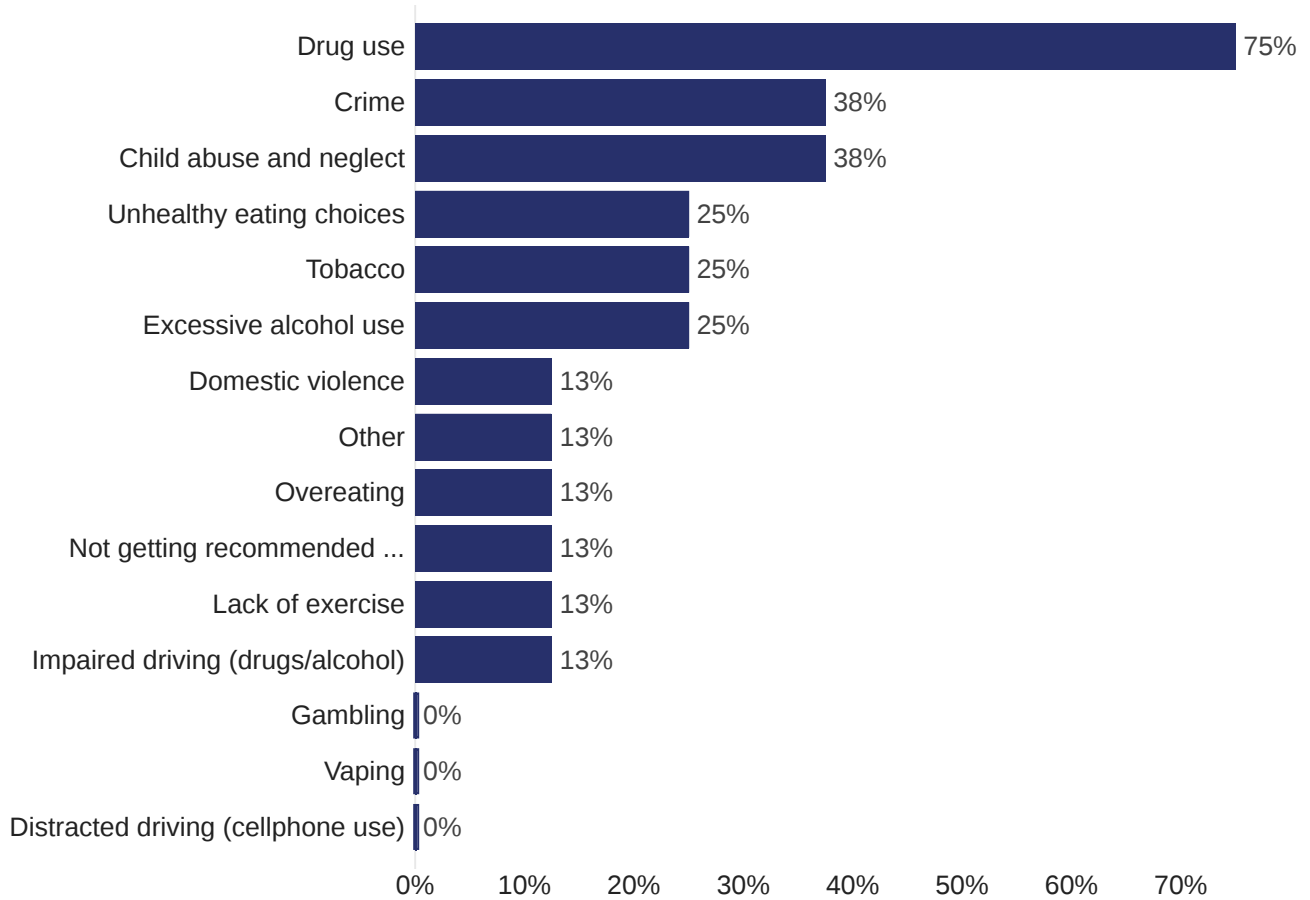
Q8 - From the following list, which do you think are the 3 most important problems related to quality of life and environment in your county? Please choose ONLY 3.

8 Responses



● Percentage of Responses

Q9 - From the following list, which do you think are the 3 most important risky behaviors related to personal choice. 8 Responses

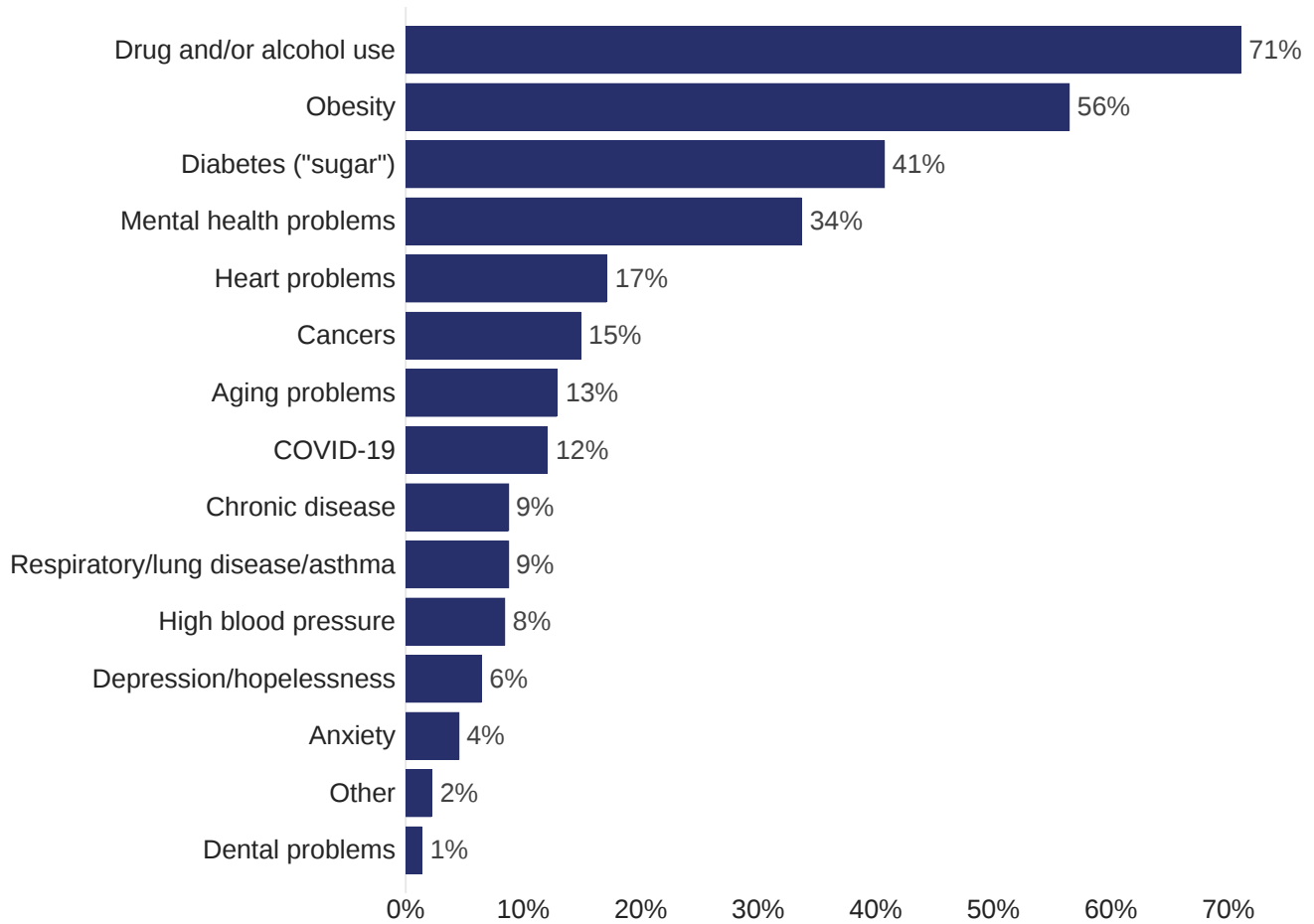


● Percentage of Responses

### Data Breakdown - Receives yearly preventative care

Q7 - From the following list, which do you think are the 3 most important problems related to health and disease in your county? Please choose ONLY 3.

356 Responses

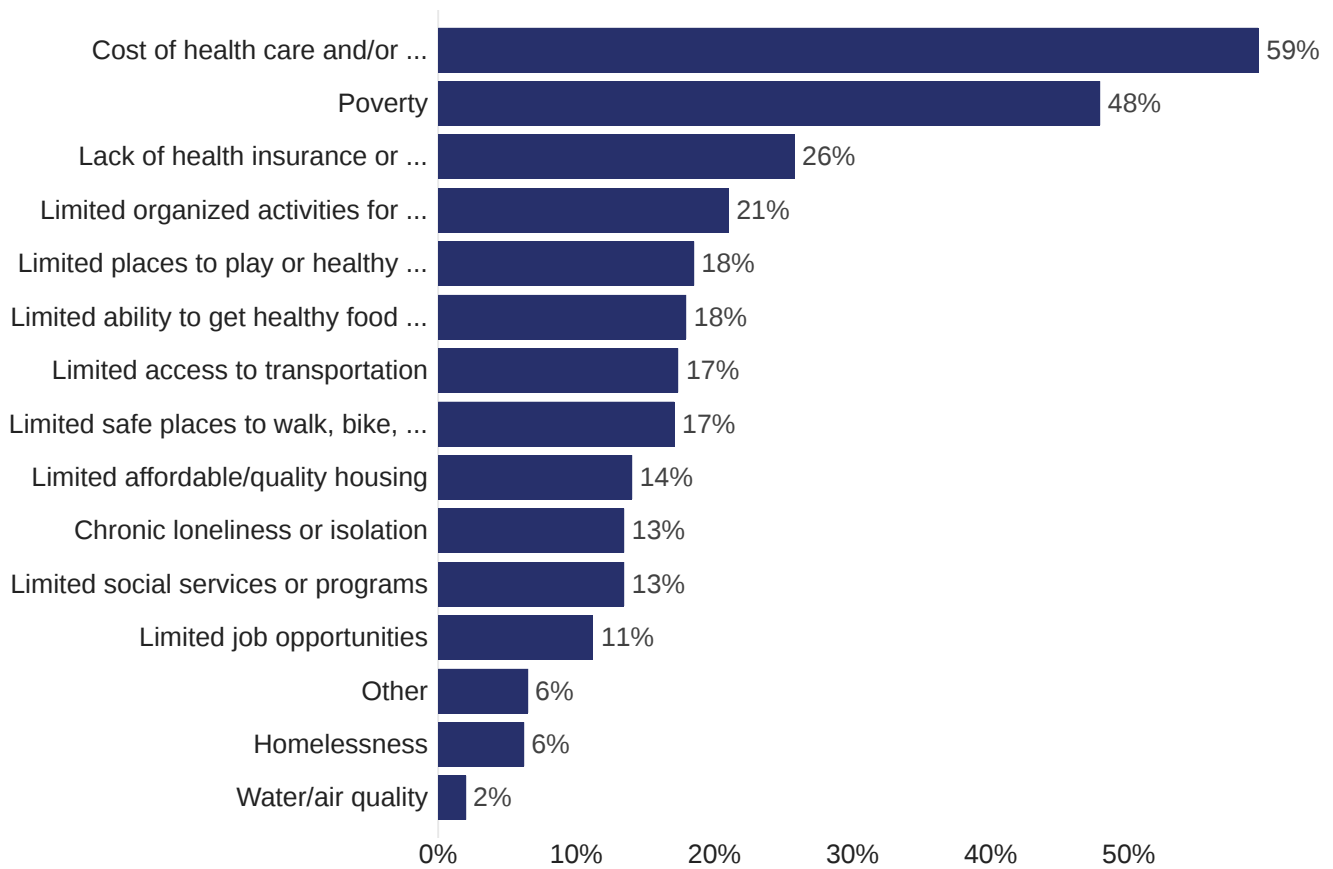


● Percentage of Responses



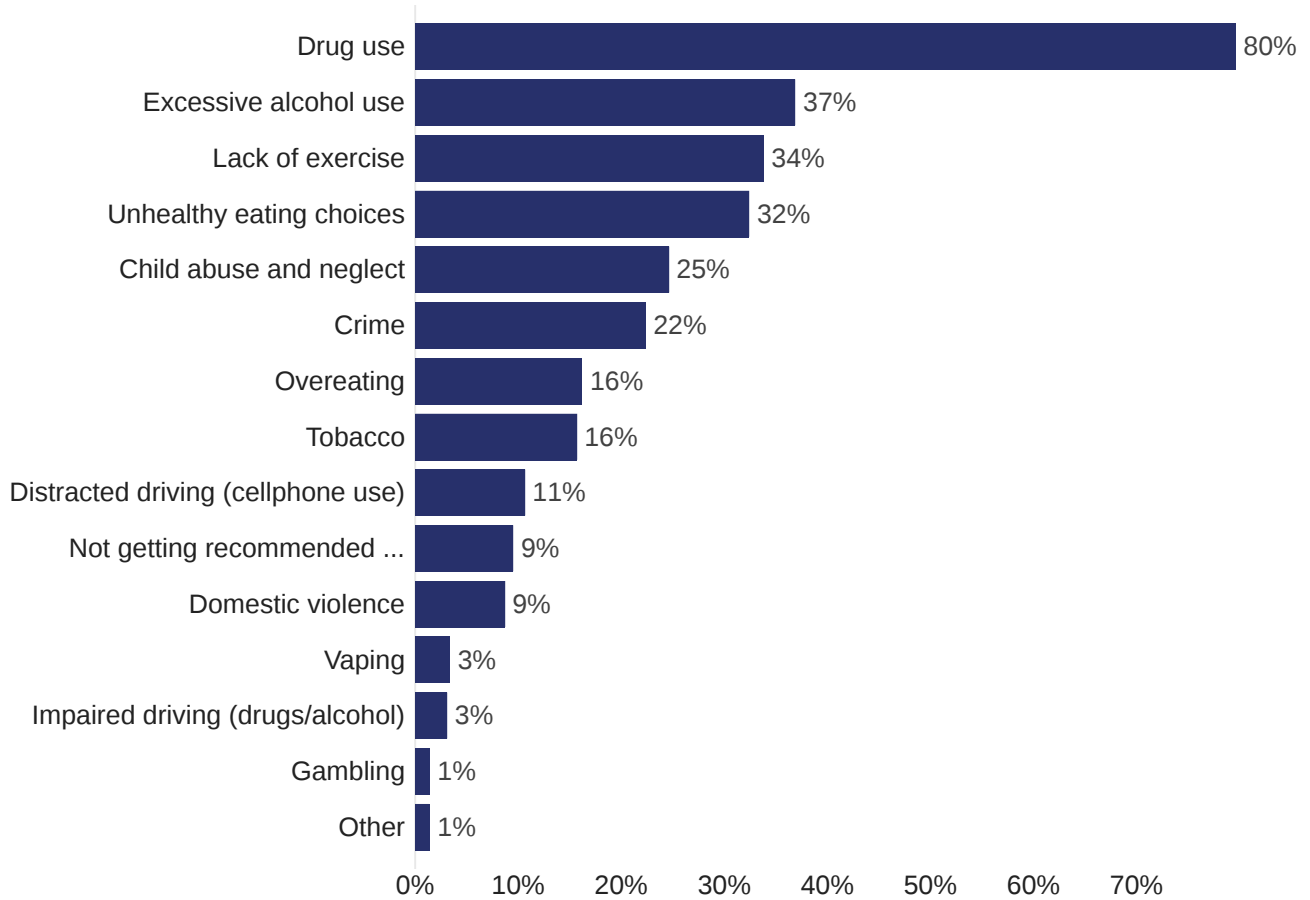
Q8 - From the following list, which do you think are the 3 most important problems related to quality of life and environment in your county? Please choose ONLY 3.

357 Responses



● Percentage of Responses

Q9 - From the following list, which do you think are the 3 most important risky behaviors related to personal choice.  
358 Responses

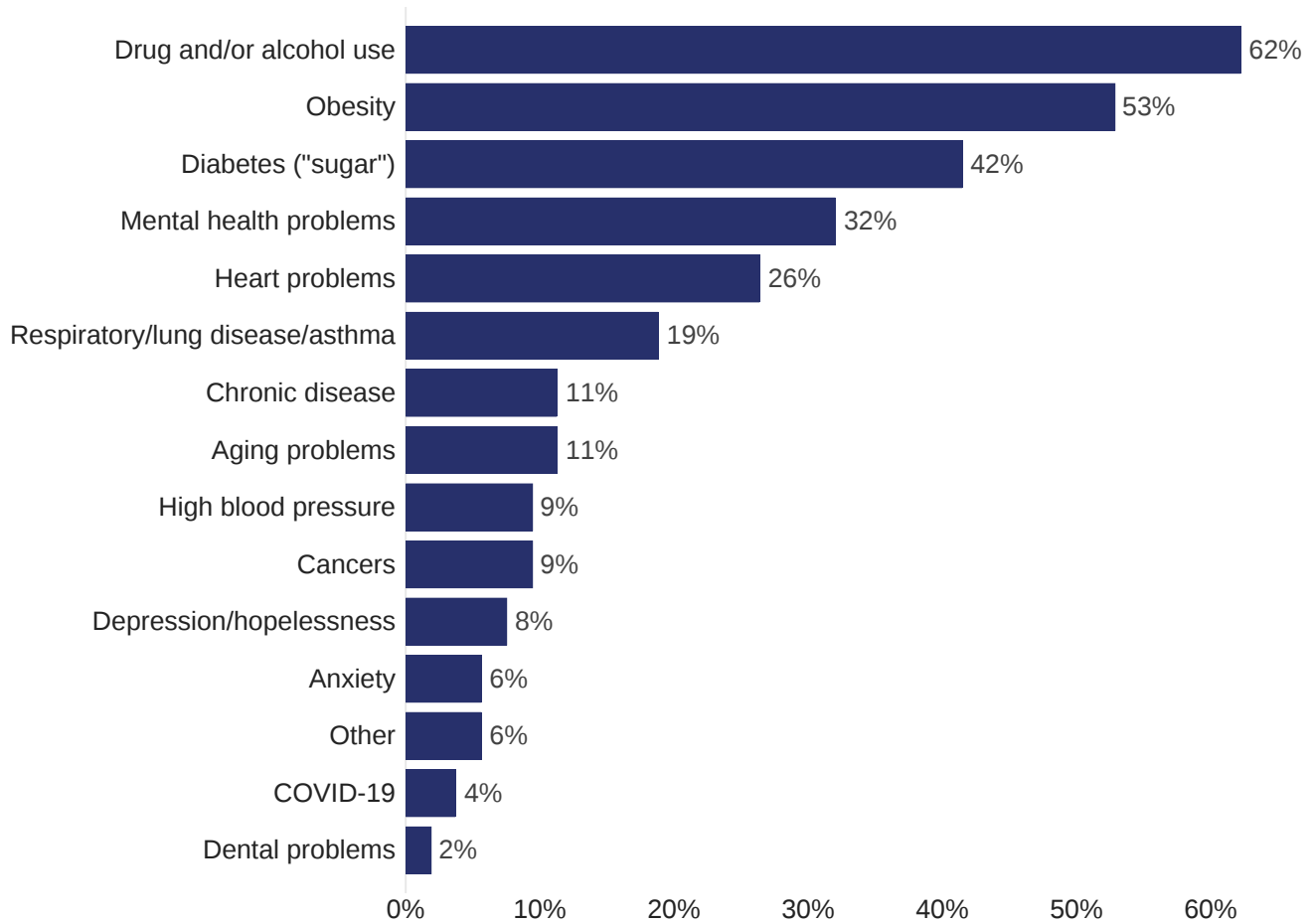


● Percentage of Responses

### Data Breakdown - Does not receive yearly preventative care

Q7 - From the following list, which do you think are the 3 most important problems related to health and disease in your county? Please choose ONLY 3.

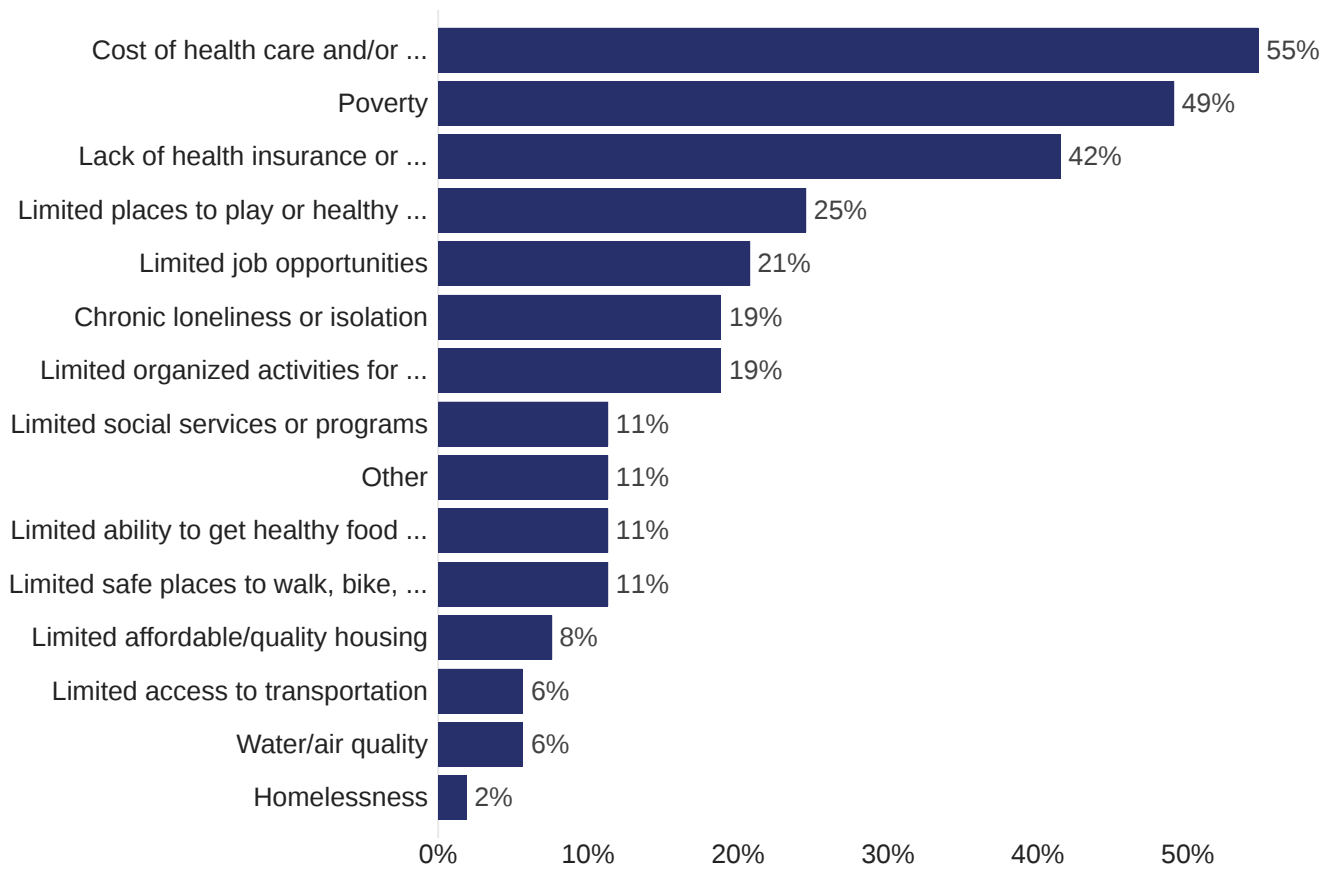
53 Responses



● Percentage of Responses

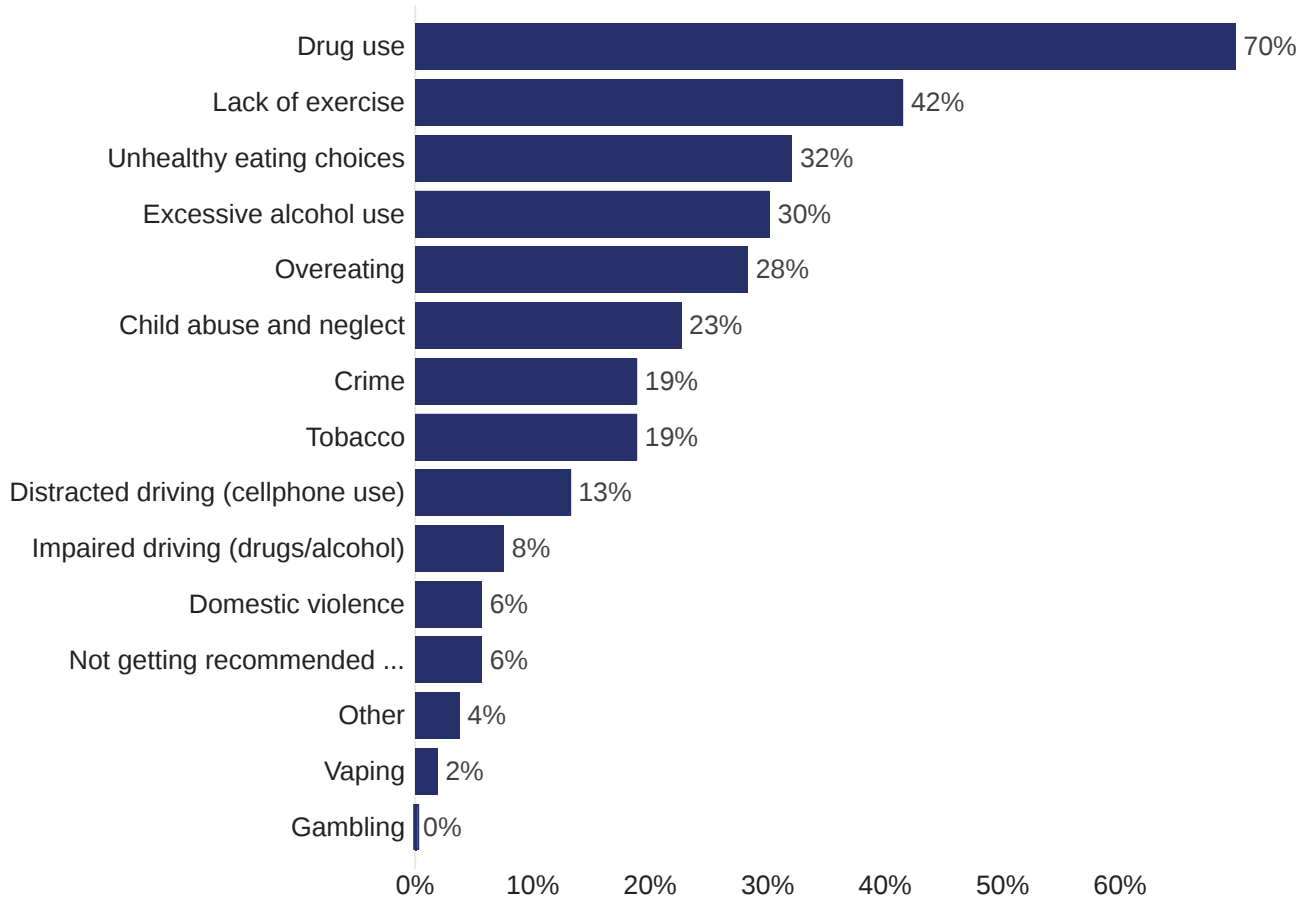
Q8 - From the following list, which do you think are the 3 most important problems related to quality of life and environment in your county? Please choose ONLY 3.

53 Responses



● Percentage of Responses

Q9 - From the following list, which do you think are the 3 most important risky behaviors related to personal choice. 53 Responses

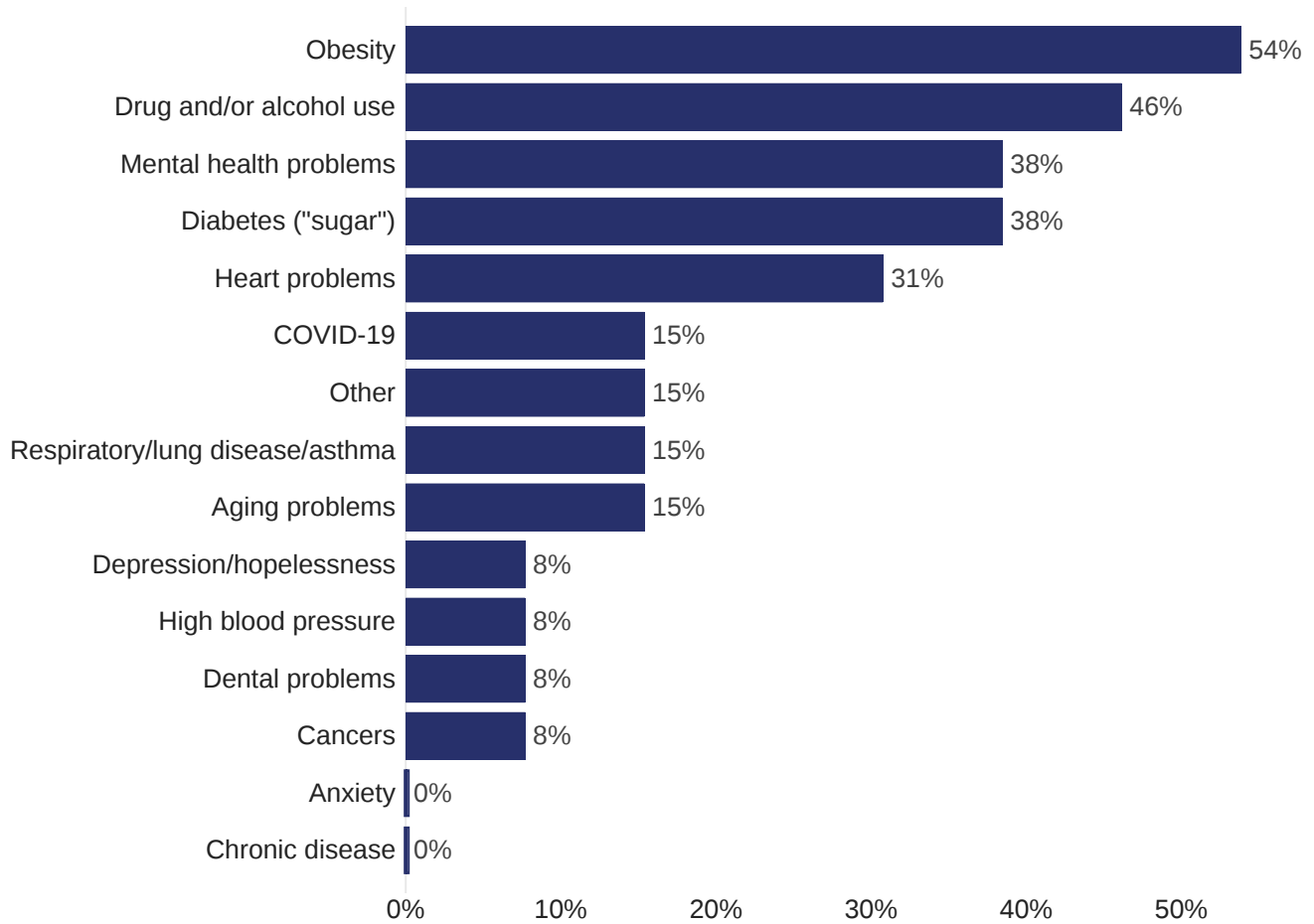


● Percentage of Responses

### Data Breakdown - Race: Non-white

Q7 - From the following list, which do you think are the 3 most important problems related to health and disease in your county? Please choose ONLY 3.

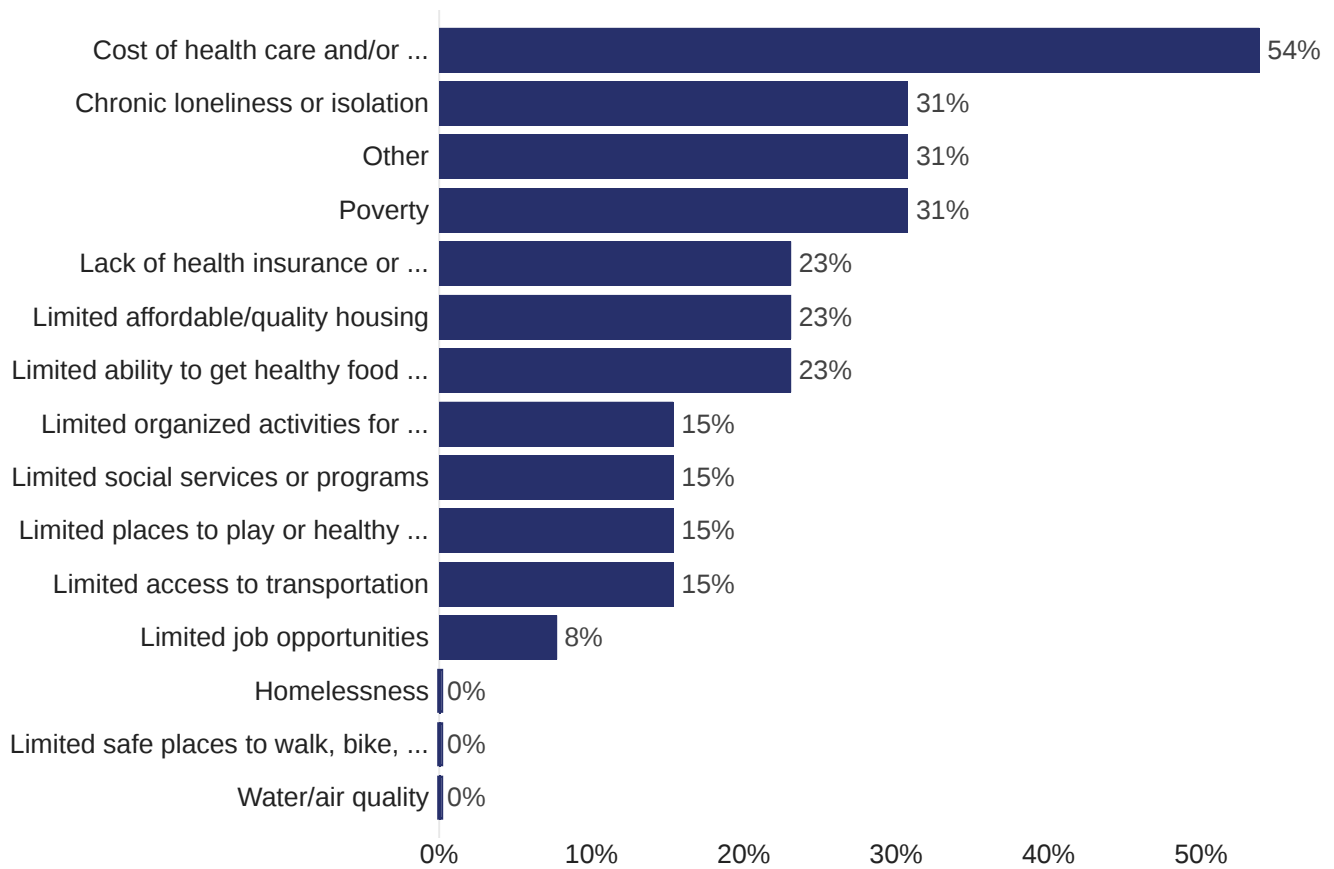
13 Responses



● Percentage of Responses

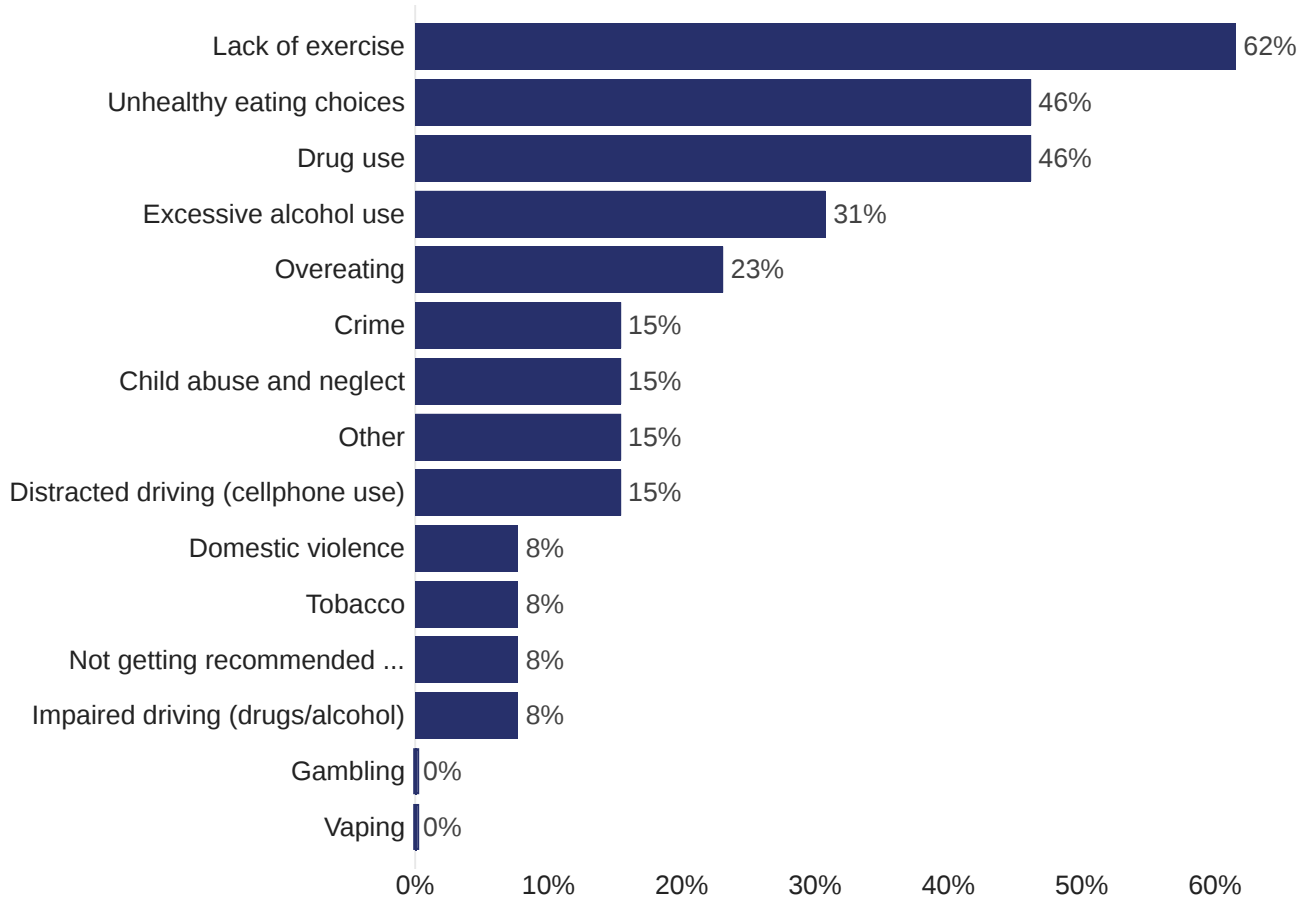
Q8 - From the following list, which do you think are the 3 most important problems related to quality of life and environment in your county? Please choose ONLY 3.

13 Responses



● Percentage of Responses

Q9 - From the following list, which do you think are the 3 most important risky behaviors related to personal choice. 13 Responses



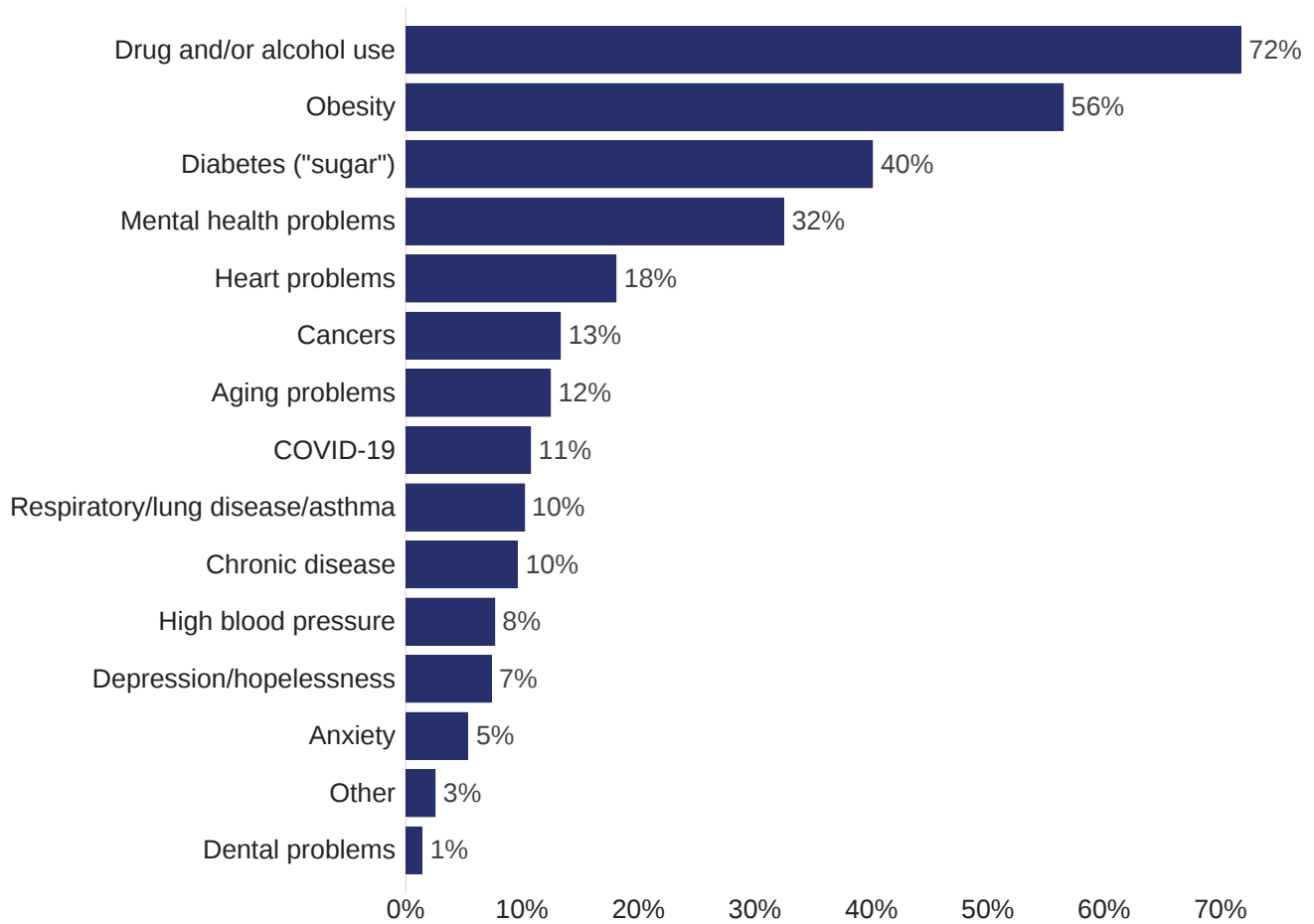
● Percentage of Responses



### Data Breakdown - Race: White

Q7 - From the following list, which do you think are the 3 most important problems related to health and disease in your county? Please choose ONLY 3.

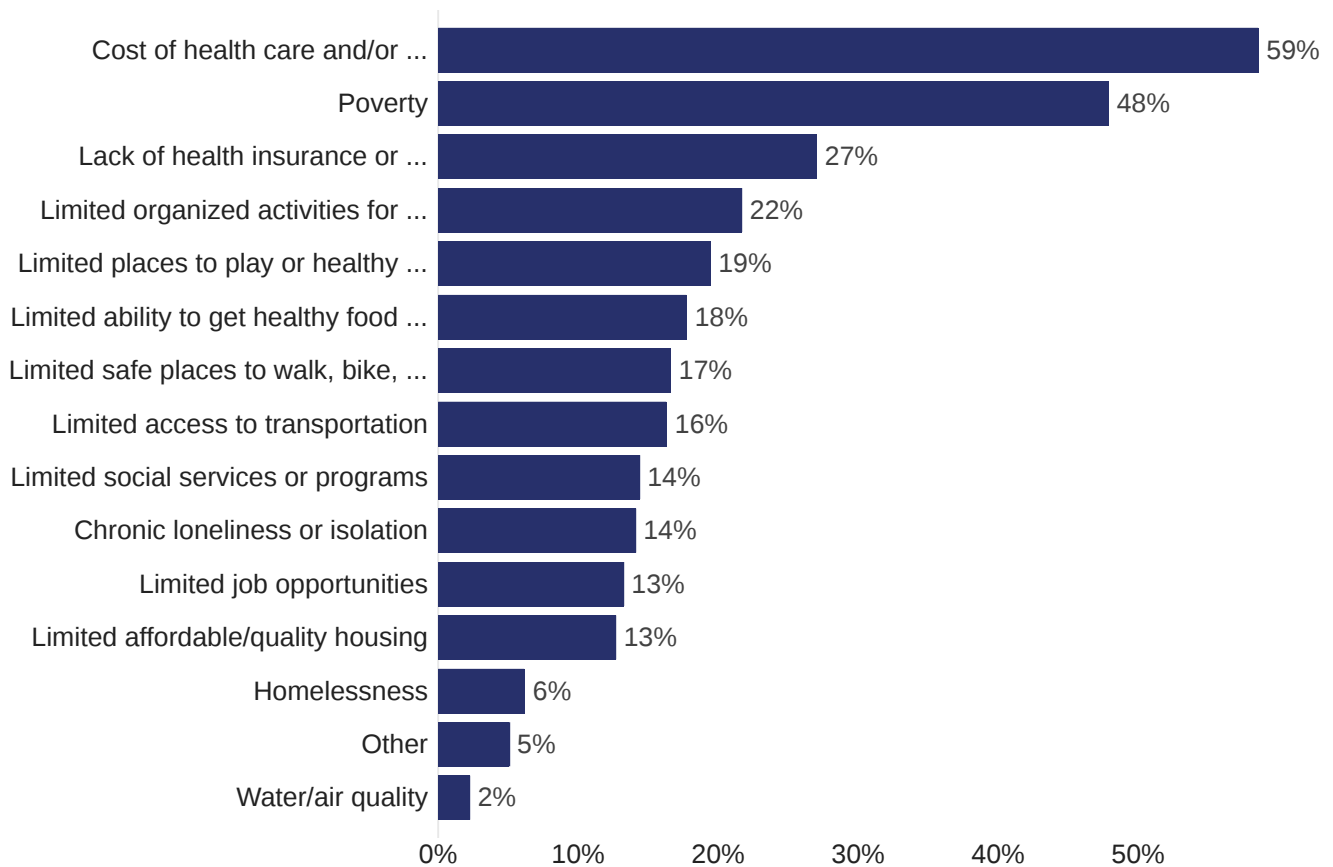
354 Responses



● Percentage of Responses

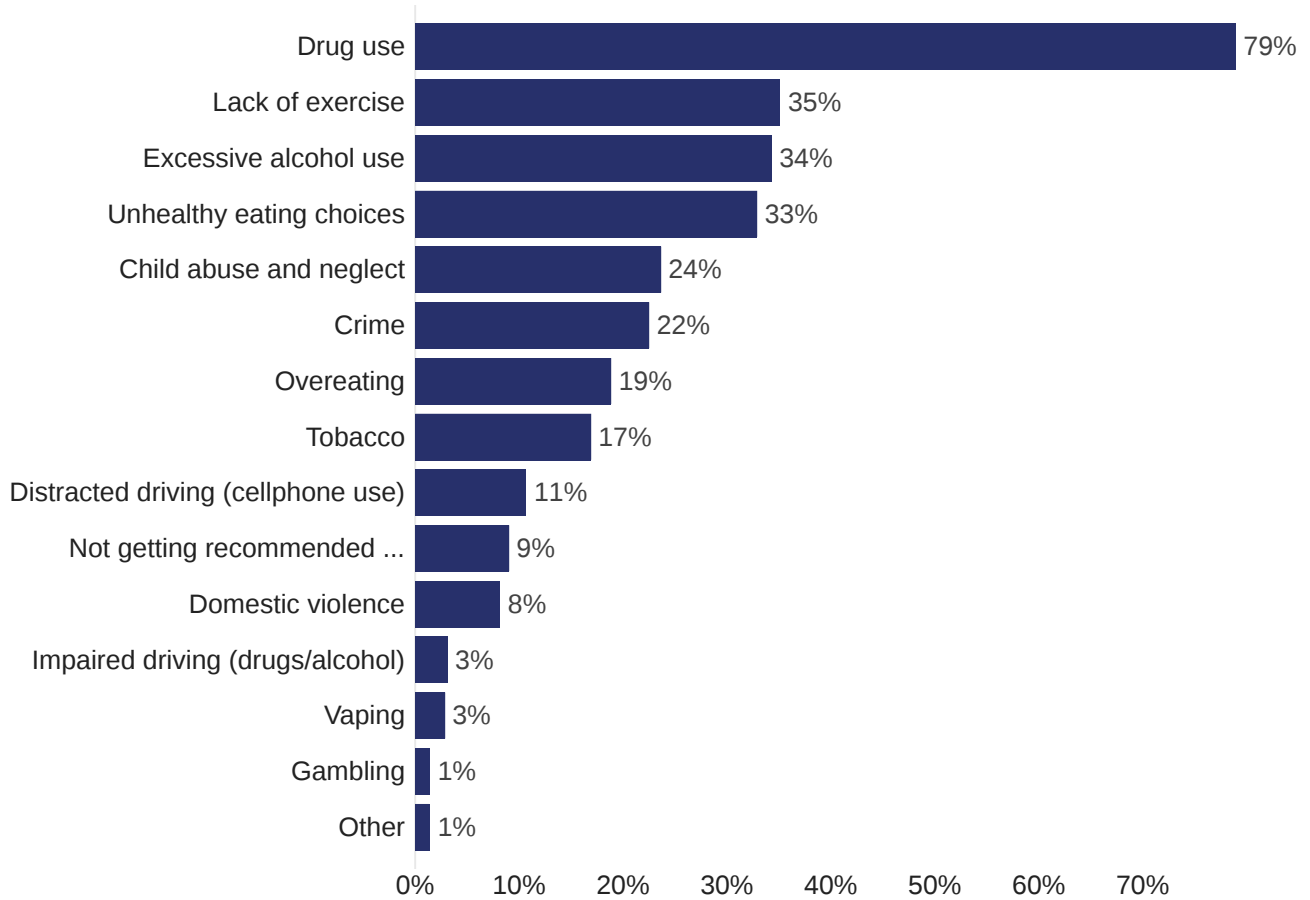
Q8 - From the following list, which do you think are the 3 most important problems related to quality of life and environment in your county? Please choose ONLY 3.

355 Responses



● Percentage of Responses

Q9 - From the following list, which do you think are the 3 most important risky behaviors related to personal choice.  
356 Responses



● Percentage of Responses

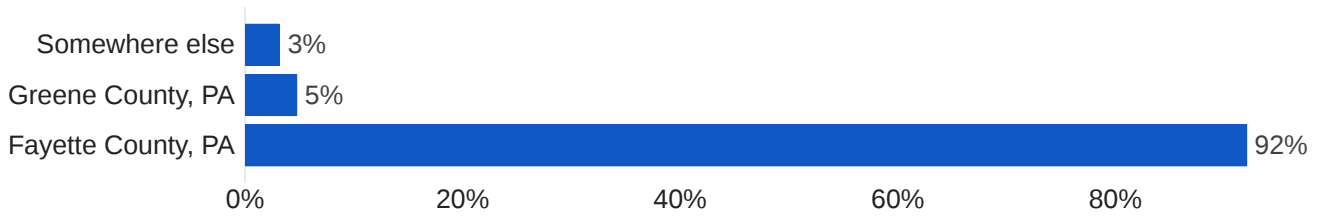
## Appendix F – Community Input Information

- Hospital could benefit from engaging or educating others about state-level work that is underway to address senior citizen depression rates; local behavioral health unit has seen an increase in seniors in crisis
- Community-centric goals include bringing back the Story Square concert series that was popular pre-COVID; these events are an opportunity to provide educational information and booths to residents
- Social groups focused on physical activity including kickboxing, yoga, and Wednesday Walks
- Support for Blue Zone designation of Fayette County
- Support for Backpack Program provided by the Whitehouse Free Methodist Church in Smithfield

Appendix G - Senior Citizen Survey Data

Q1 - Where do you live?

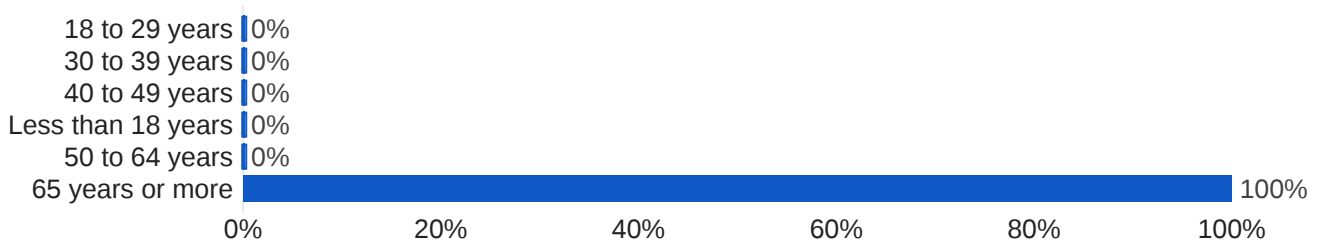
63 Responses



● Percentage

Q3 - What is your age?

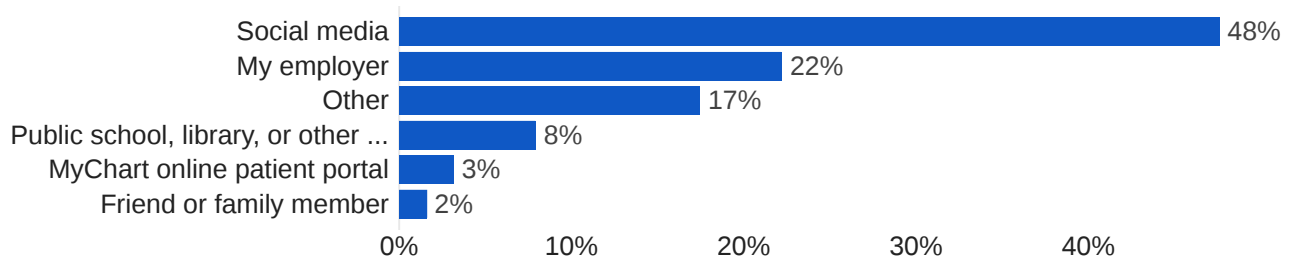
63 Responses



● Percentage

Q4 - How were you invited to complete this survey?

63 Responses



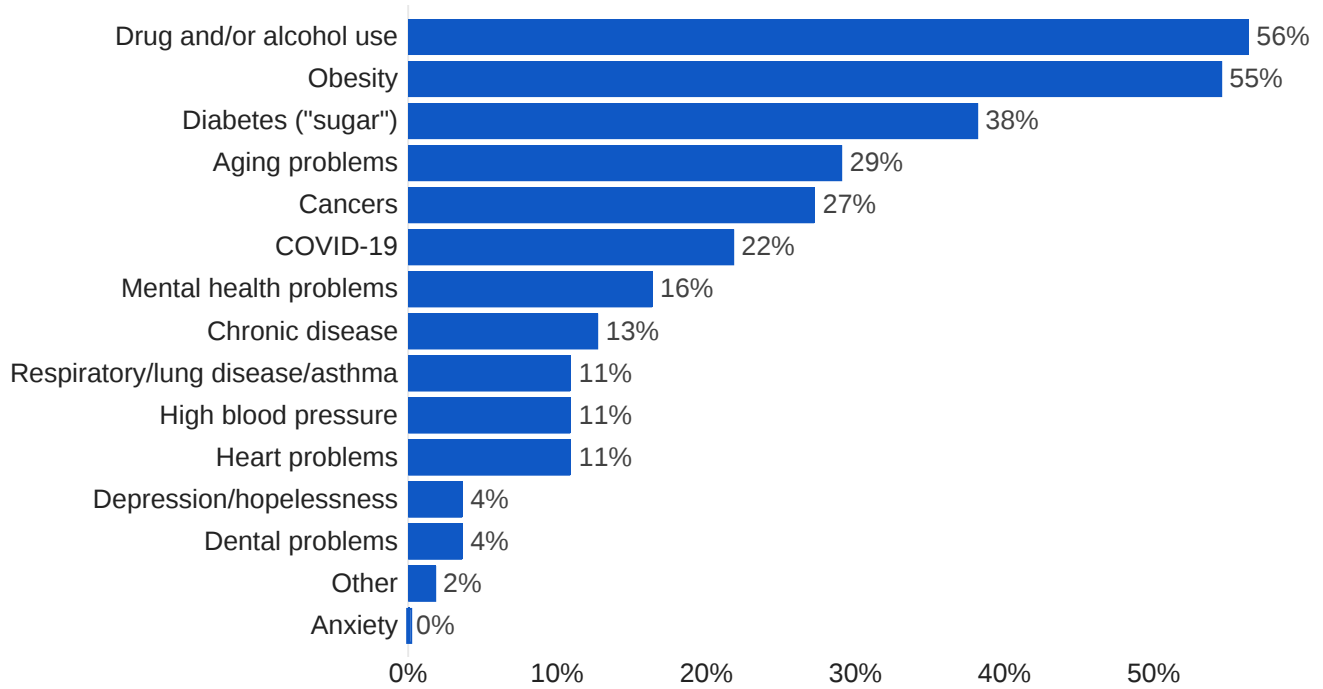
● Percentage



Appendix G - Senior Citizen Survey Data

Q7 - From the following list, which do you think are the 3 most important problems related to health and disease in your county? Please choose ONLY 3. - Selected Choice

55 Responses

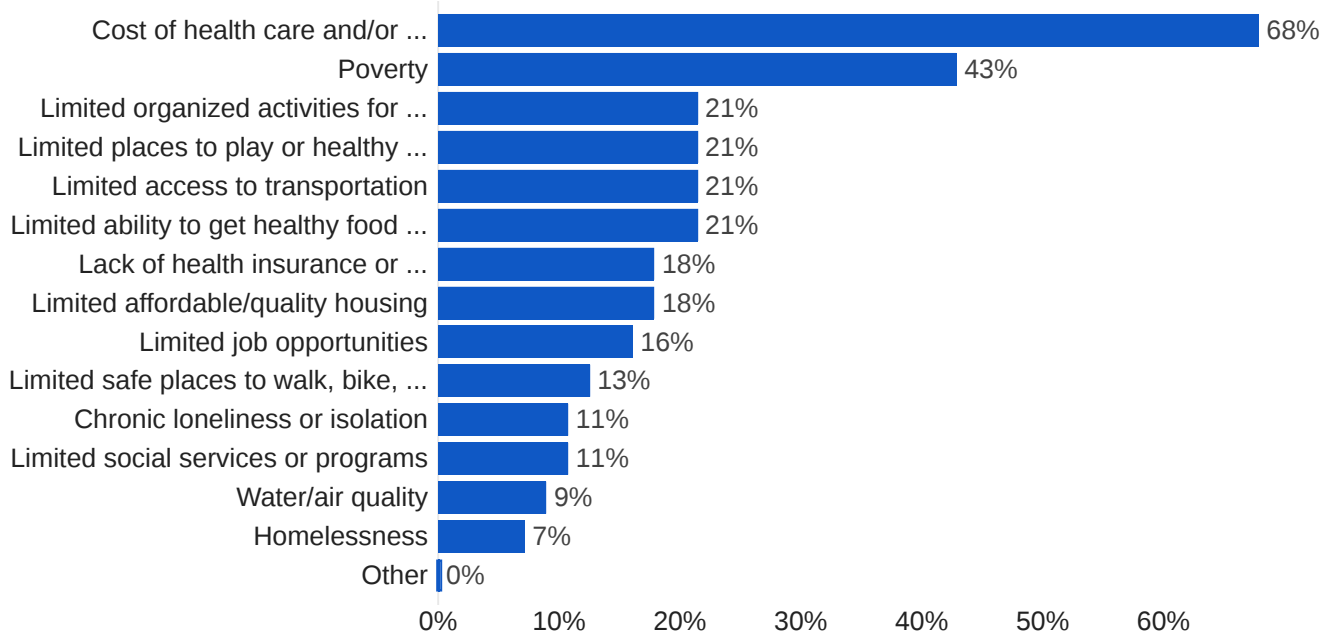


● Percentage of Responses

Appendix G - Senior Citizen Survey Data

Q8 - From the following list, which do you think are the 3 most important problems related to quality of life and environment in your county? Please choose ONLY 3. - Selected Choice

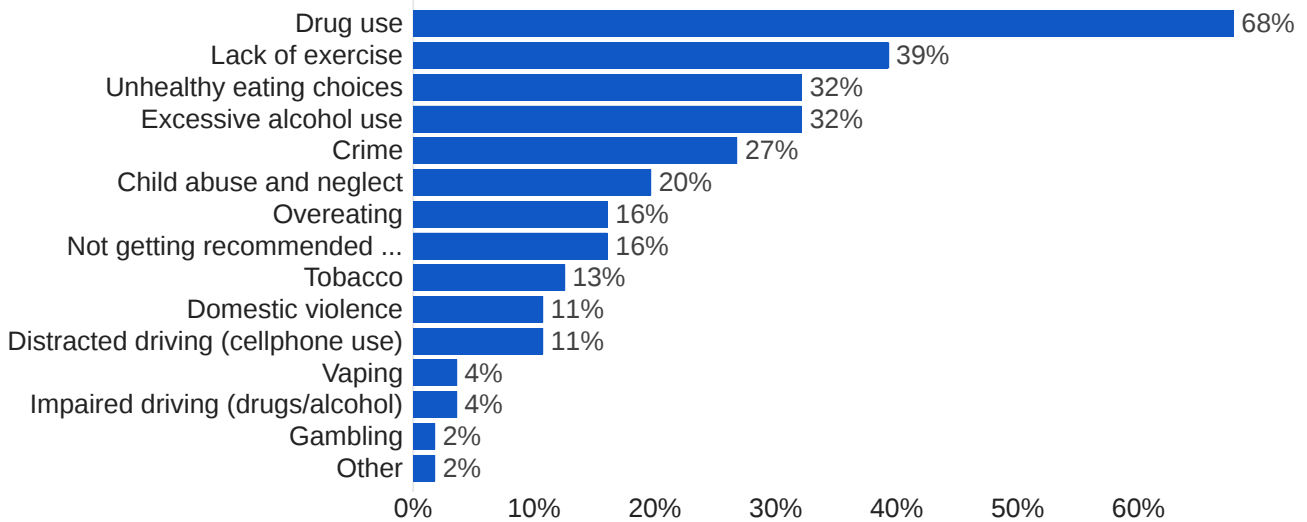
56 Responses



● Percentage of Responses

Q9 - From the following list, which do you think are the 3 most important risky behaviors related to pers - Selected Choice

56 Responses



● Percentage of Responses

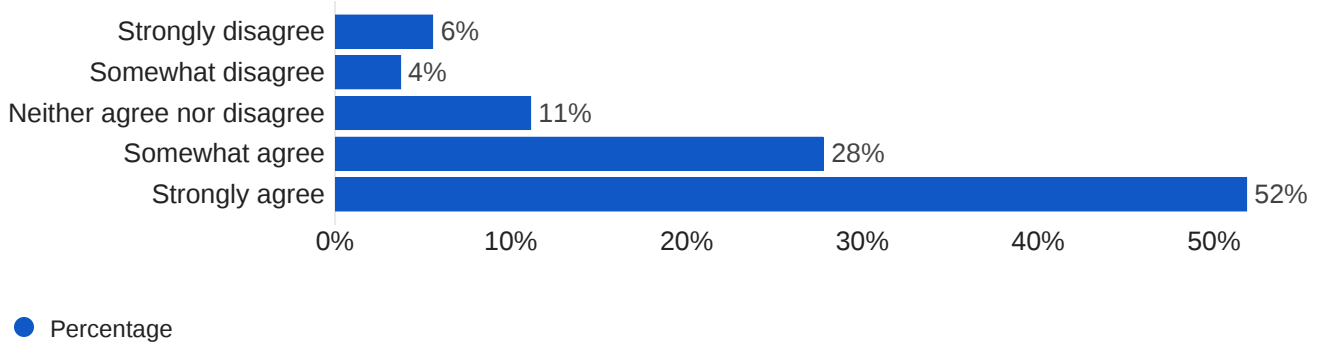




Appendix G - Senior Citizen Survey Data

Q12 - I know how to access medical care in my community.

54 Responses



Q13 - Please tell us your level of agreement with each of these sentences about your access to medical care.

54 Responses

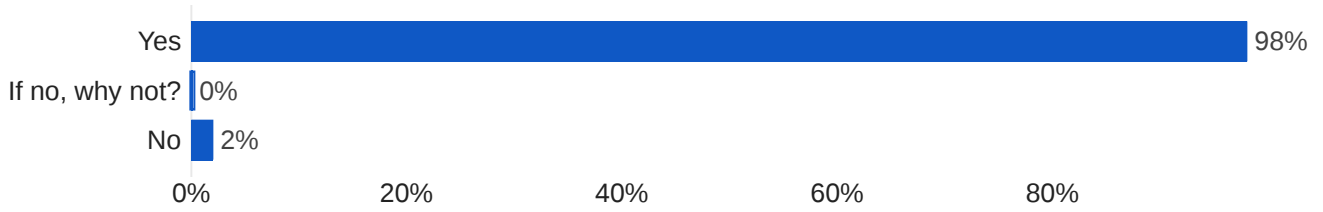
Field	Strongly disagree	Somewhat disagree	Neither agree nor disagree	Somewhat agree	Strongly agree
I have access to good health care.	9.26%	3.70%	7.41%	35.19%	44.44%
I am satisfied with the medical care I receive.	1.85%	3.70%	5.56%	42.59%	46.30%
I am able to afford medical care when needed.	1.92%	11.54%	7.69%	25.00%	53.85%
I am able to afford medications when needed.	3.77%	9.43%	9.43%	24.53%	52.83%
I am able to get medical care when I need it.	5.56%	1.85%	7.41%	31.48%	53.70%
I am able to see specialists when needed.	3.70%	3.70%	12.96%	33.33%	46.30%
I am able to see my primary care doctor when needed.	1.85%	3.70%	3.70%	37.04%	53.70%
I am able to get mental health care when needed.	4.17%	6.25%	35.42%	31.25%	22.92%
I have access to a walk-in clinic or urgent care.	1.85%	0.00%	12.96%	31.48%	53.70%



Appendix G - Senior Citizen Survey Data

Q16 - In the past 12 months, have you seen a medical provider for a routine check-up, wellness visit, or other preventive care?

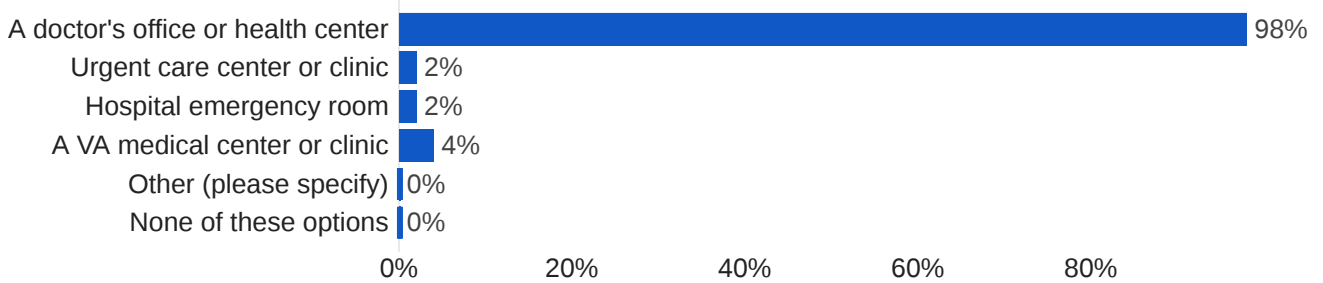
51 Responses



● Percentage

Q17 - What kind of health facility or office do you usually go to when you receive preventive care? Please select all that apply.

50 Responses



● Percentage of Responses

Appendix G - Senior Citizen Survey Data

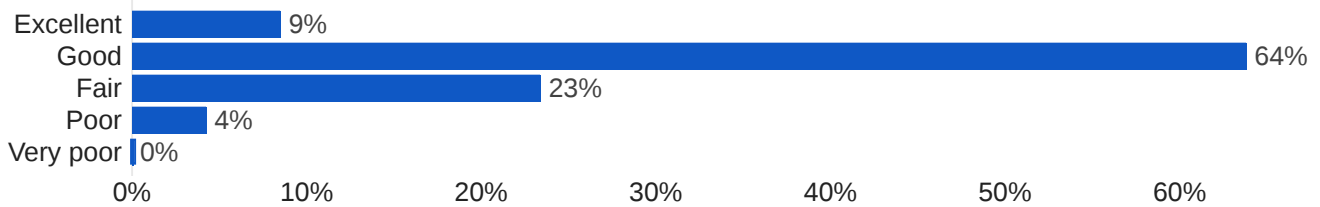
Q18 - During your last check-up or wellness visit which routine screenings or services did you receive?

Field	49 Responses		
	Yes	No	Do not recall
General physical exam	97.83%	2.17%	0.00%
Obesity check (e.g., BMI)	72.50%	20.00%	7.50%
Oral health (e.g., teeth) screening	28.21%	61.54%	10.26%
Depression screening	50.00%	42.86%	7.14%
Cholesterol and blood pressure	100.00%	0.00%	0.00%
Eye exam	43.90%	56.10%	0.00%
Immunizations (e.g., chickenpox, shingles, flu, etc.)	70.73%	29.27%	0.00%
Hearing check	21.05%	76.32%	2.63%
Skin check (e.g., moles, lesions, or spots)	28.21%	71.79%	0.00%
Breast exam or mammogram	35.90%	61.54%	2.56%
Prostate exam or PSA test	9.38%	90.63%	0.00%
Colon cancer exam or colonoscopy	34.29%	65.71%	0.00%
Pelvic exam	22.22%	77.78%	0.00%
Testicular exam	3.70%	96.30%	0.00%
Cervical cancer exam or pap smear	29.41%	70.59%	0.00%
Bone density exam	32.35%	61.76%	5.88%
None of the above	37.50%	50.00%	12.50%

### Q19 - During the past 4 weeks:

Q19\_1 - How would you rate your overall health?

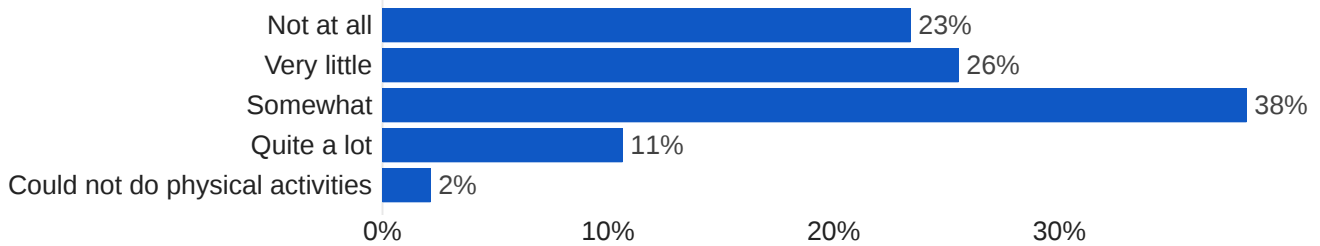
47 Responses



● Percentage

Q19\_2 - How much did physical health problems limit your usual physical activities (such as walking or climbing stairs)?

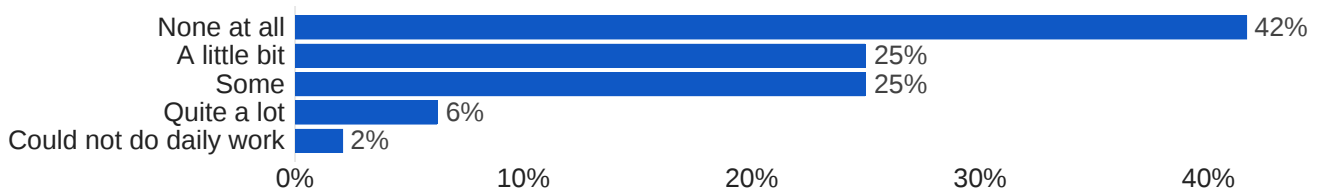
47 Responses



● Percentage

Q19\_3 - How much difficulty did you have doing your daily work, both at home and away from home, because of your physical health?

48 Responses

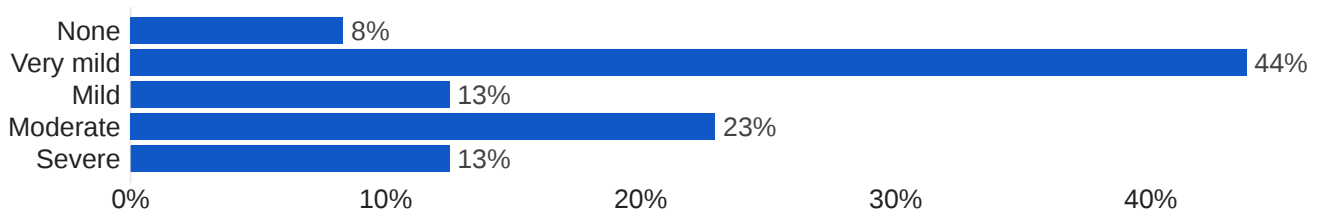


● Percentage

Appendix G - Senior Citizen Survey Data

Q19\_4 - How much bodily pain have you had?

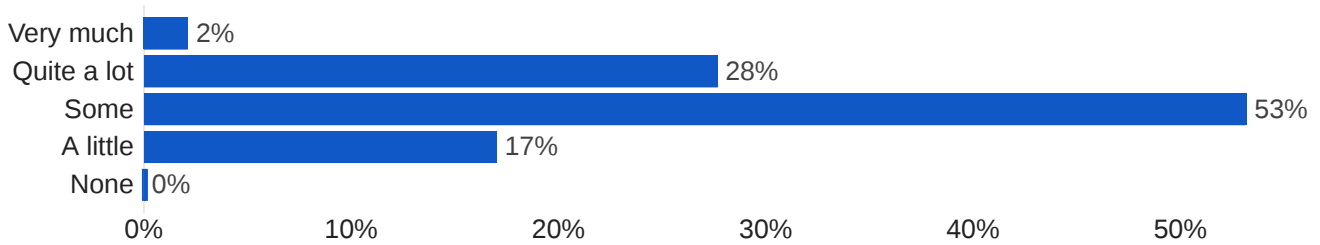
48 Responses



● Percentage

Q19\_5 - How much energy did you have?

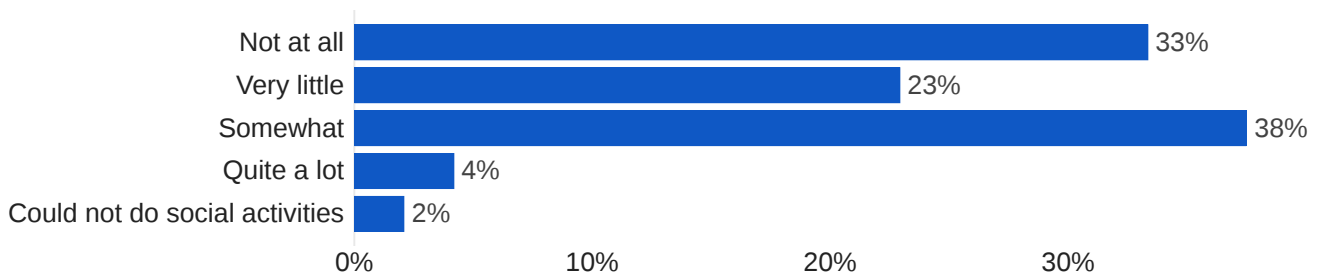
47 Responses



● Percentage

Q19\_6 - How much did your physical health or emotional problems limit your usual social activities with family or friends?

48 Responses

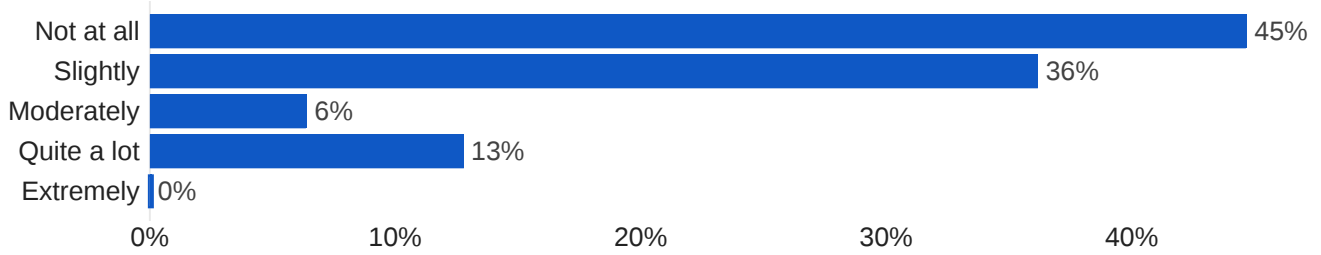


● Percentage

Appendix G - Senior Citizen Survey Data

Q19\_7 - How much have you been bothered by emotional problems (such as feeling anxious, depressed or irritable)?

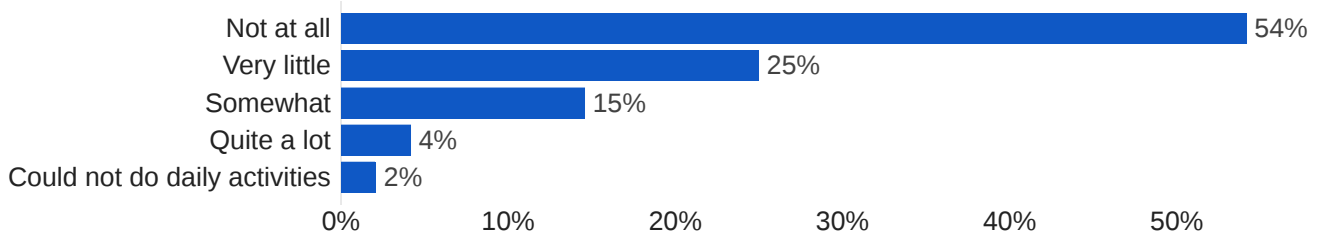
47 Responses



● Percentage

Q19\_8 - How much did personal or emotional problems keep you from doing your usual work, school or other daily activities?

48 Responses



● Percentage



Appendix G - Senior Citizen Survey Data

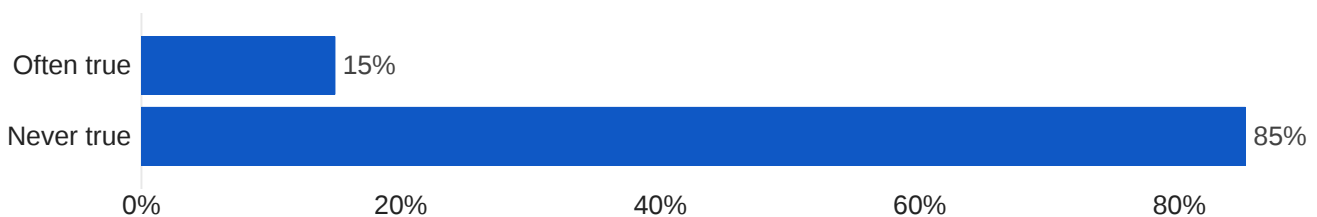
Q20 - Did you experience any of the following before age 18? Please check all that apply.

46 Responses

Field	Often	Sometimes	Never
Did you live with anyone who was depressed, mentally ill, or suicidal?	2.17%	17.39%	80.43%
Did you live with anyone who was a problem drinker or an alcoholic?	8.70%	15.22%	76.09%
Did you live with anyone who used illegal street drugs or who abused prescription medications?	2.17%	4.35%	93.48%
Did you live with anyone who served time or was sentenced to serve time in a prison, jail, or other correctional facility?	2.17%	0.00%	97.83%
Were your parents separated or divorced?	9.09%	2.27%	88.64%
How often did your parents or adults in your home ever slap, hit, kick, punch, or beat each other up?	0.00%	15.22%	84.78%
Before the age of 18, how often did a person or adult in your home ever hit, beat, kick, or physically hurt you in any way?	0.00%	32.61%	67.39%
How often did a parent or adult in your home ever swear at you, insult you, or put you down?	6.67%	37.78%	55.56%
How often did anyone at least 5 years older than you or an adult ever touch you sexually?	0.00%	6.52%	93.48%
How often did anyone at least 5 years older than you or an adult try to make you touch them sexually?	0.00%	10.87%	89.13%
How often did anyone at least 5 years older than you or an adult force you to have sex?	0.00%	0.00%	100.00%

Q21 - Within the past 12 months the food we bought just didn't last and we didn't have money to get more.

47 Responses

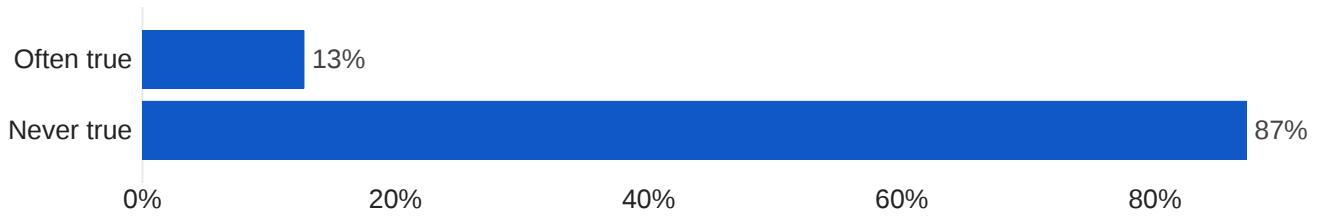


● Percentage

Appendix G - Senior Citizen Survey Data

Q22 - Within the past 12 months we worried whether our food would run out before we got money to buy more.

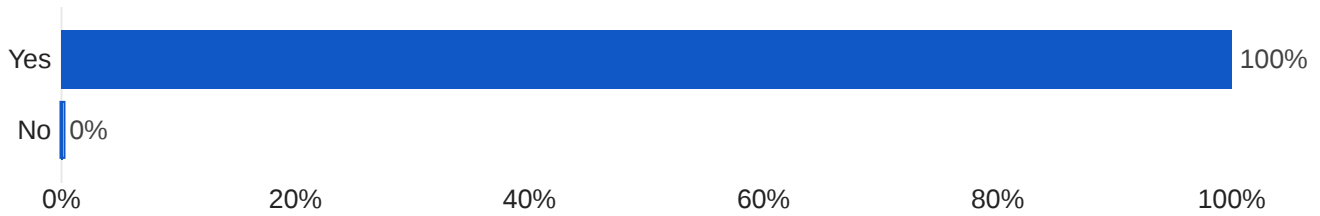
47 Responses



● Percentage

Q23 - Are you a resident age 55 or older?

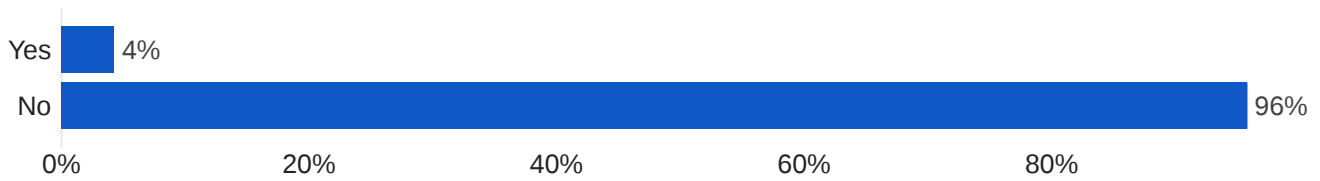
47 Responses



● Percentage

Q24 - Are you a caregiver for children under the age of 18 (including grandchildren or others who are not your biological children)?

47 Responses



● Percentage

Appendix G - Senior Citizen Survey Data

Q25 - How many children under the age of 18 live in your household? Please enter a whole number even if you are not the biological parent.

2 Responses

Field	Min	Max	Mean	Standard Deviation	Variance	Responses	Sum
How many children under the age of 18 live in your household? Please enter a whole number even if you are not the biological parent.	1.00	3.00	2.00	1.00	1.00	2	4.00

Q26 - What is the best way for you to receive information about community resources that are available to you or your family? (Examples: Facebook, newspaper or radio, from your child's school, etc.)

32 Responses

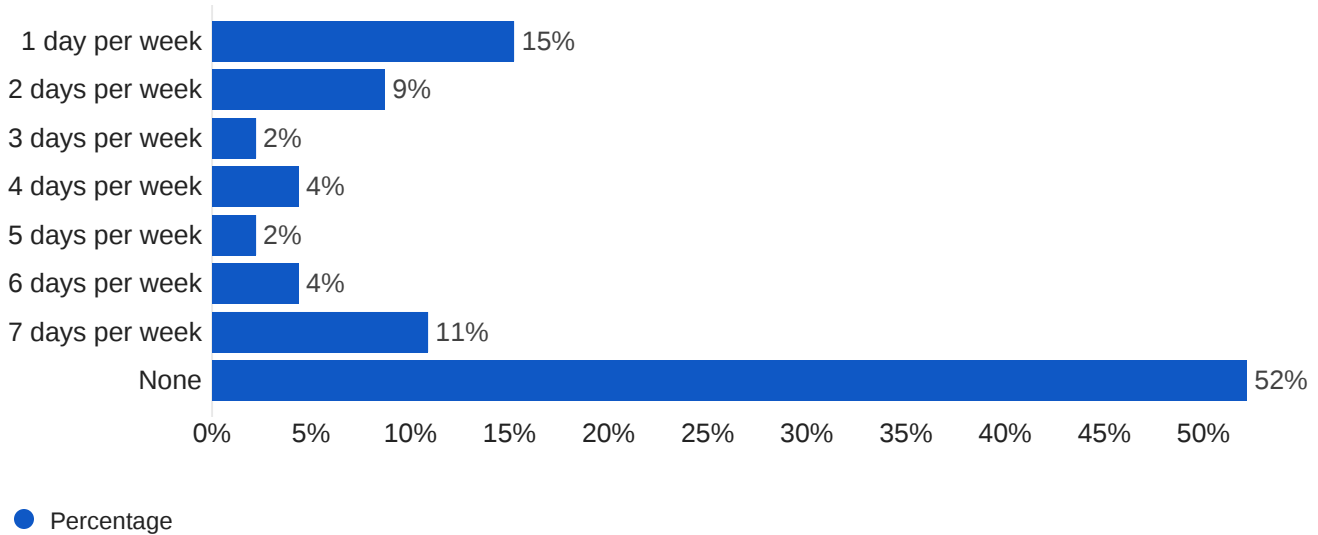




Appendix G - Senior Citizen Survey Data

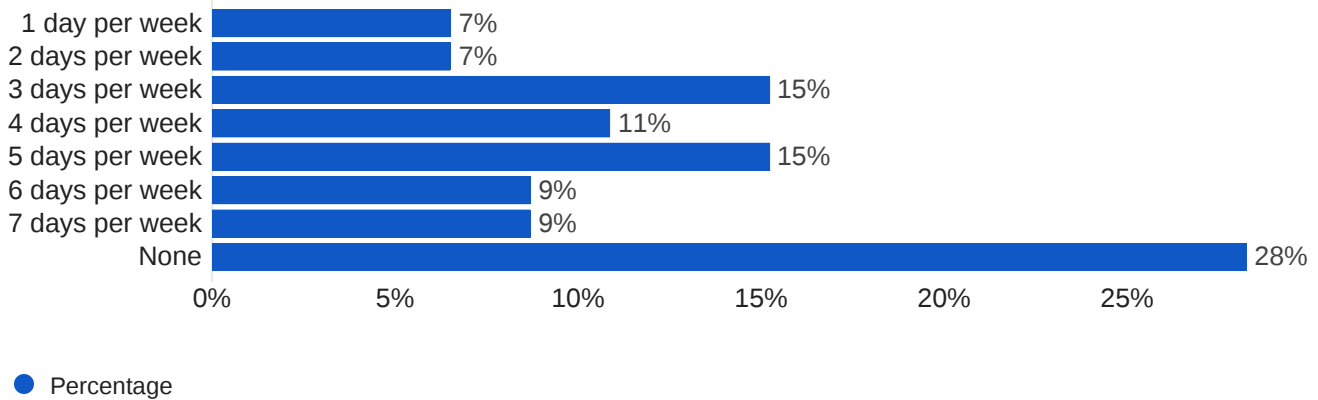
Q29 - During the past month, how many days per week did you have at least one alcoholic beverage? (A beer, a glass of wine, or a mixed drink with a shot of liquor.)

46 Responses



Q30 - During the past month, how many days per week did you get exercise from running, gardening, walking, or something else?

46 Responses



Q31 - On average, how many hours of sleep do you get per night?

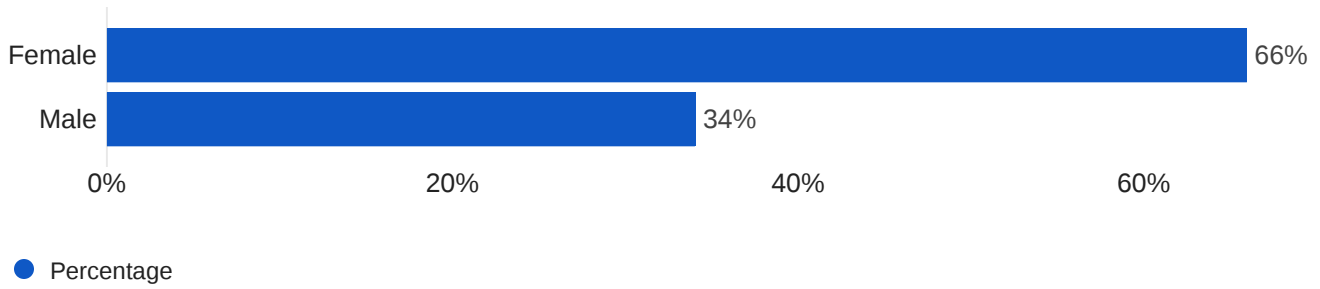
46 Responses

Field	Min	Max	Mean	Standard Deviation	Variance	Responses	Sum
Hours of sleep	0.00	9.00	6.37	1.57	2.45	46	293.00

Appendix G - Senior Citizen Survey Data

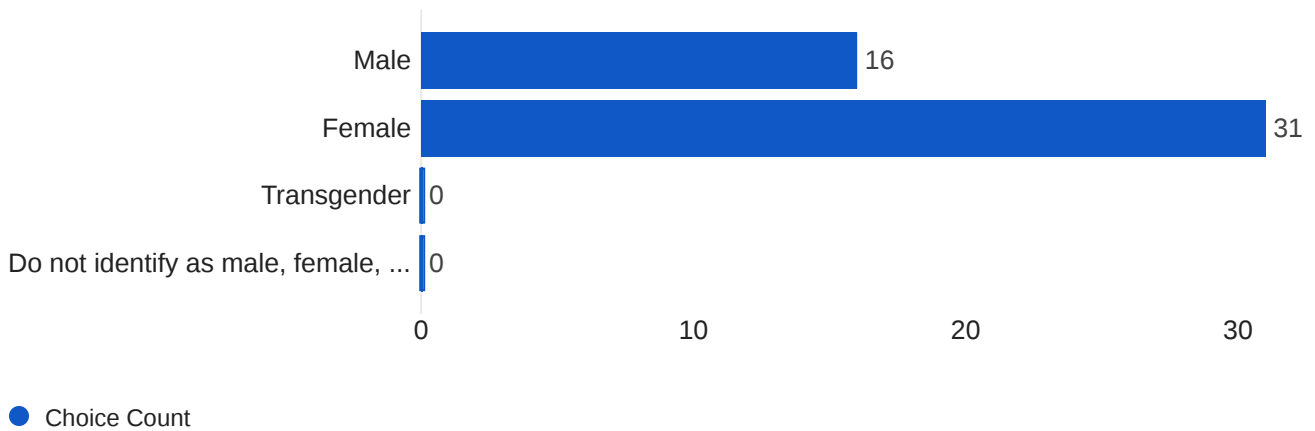
Q34 - What sex were you assigned at birth, on your original birth certificate?

47 Responses



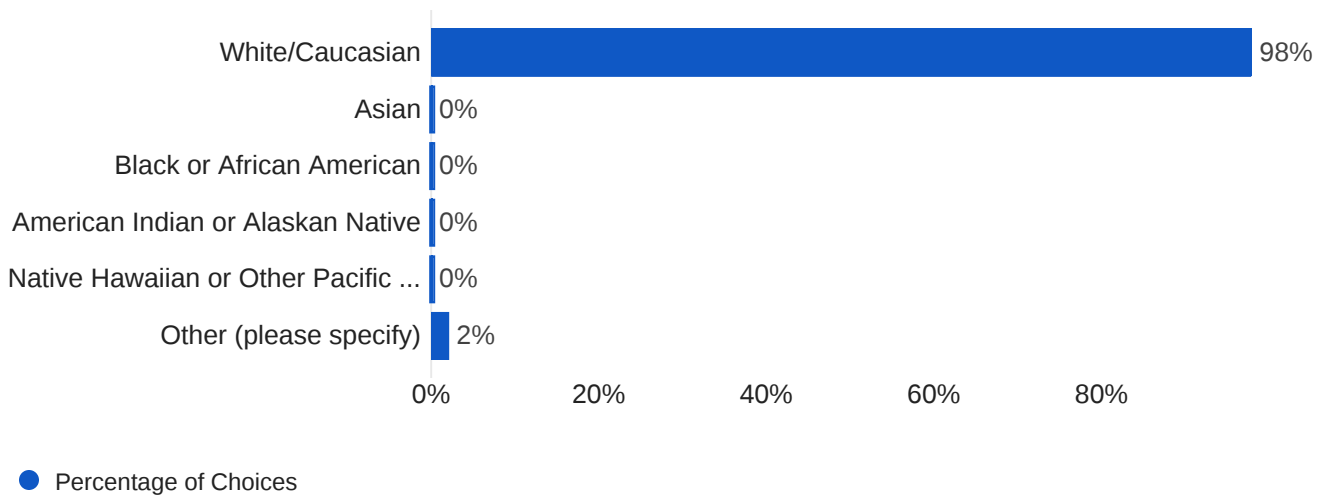
Q35 - How do you describe yourself? (check one)

47 Responses



Q36 - Which of these groups best describes your race? Please select all that apply.

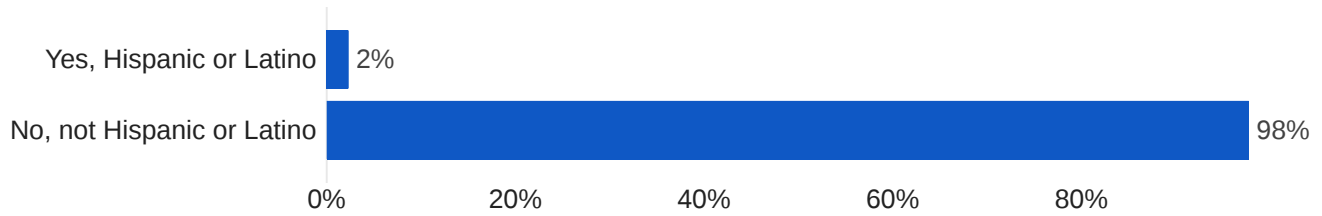
47 Responses



Appendix G - Senior Citizen Survey Data

Q37 - Are you of Hispanic or Latino origin or descent?

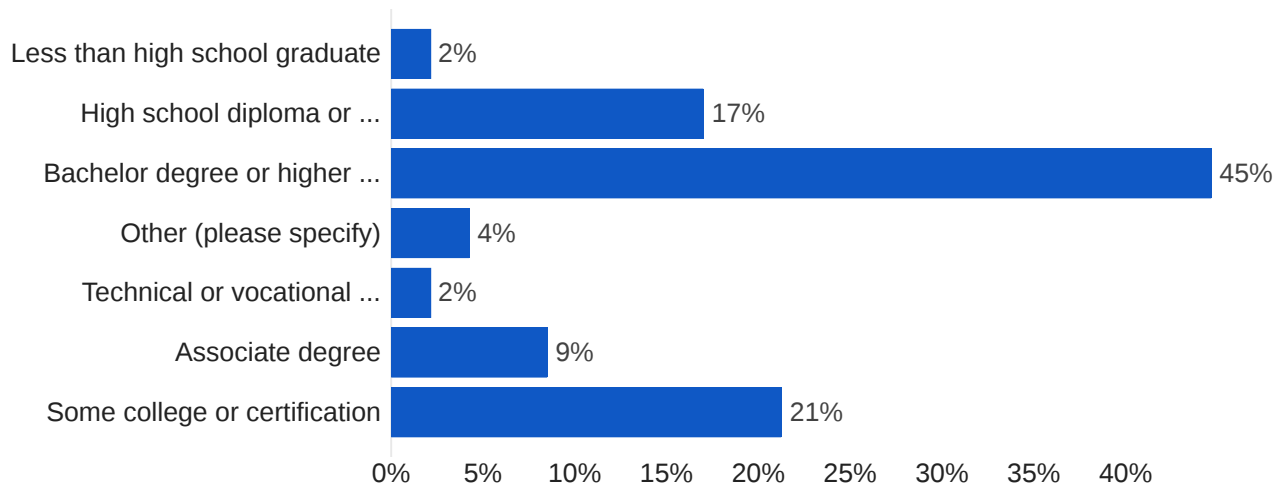
44 Responses



● Percentage

Q38 - What is the highest level of education you have completed?

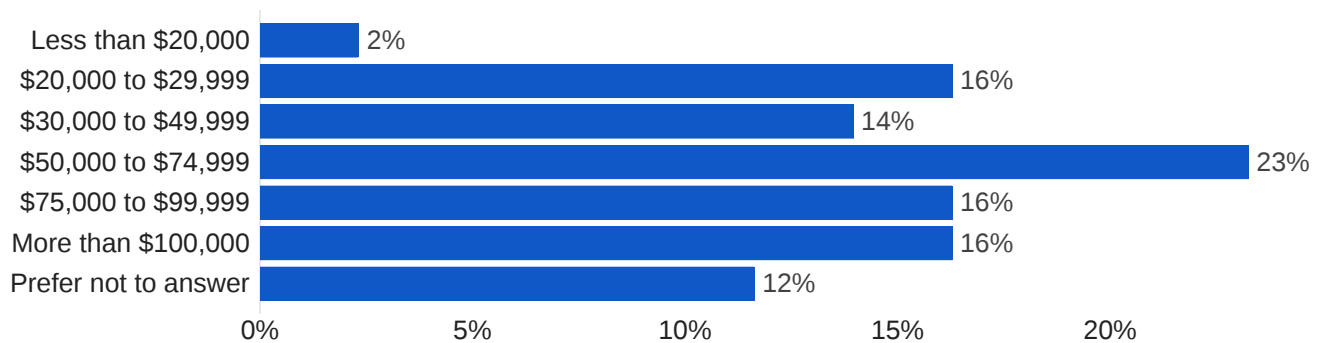
47 Responses



● Percentage

Q39 - What is your estimated yearly household income?

43 Responses

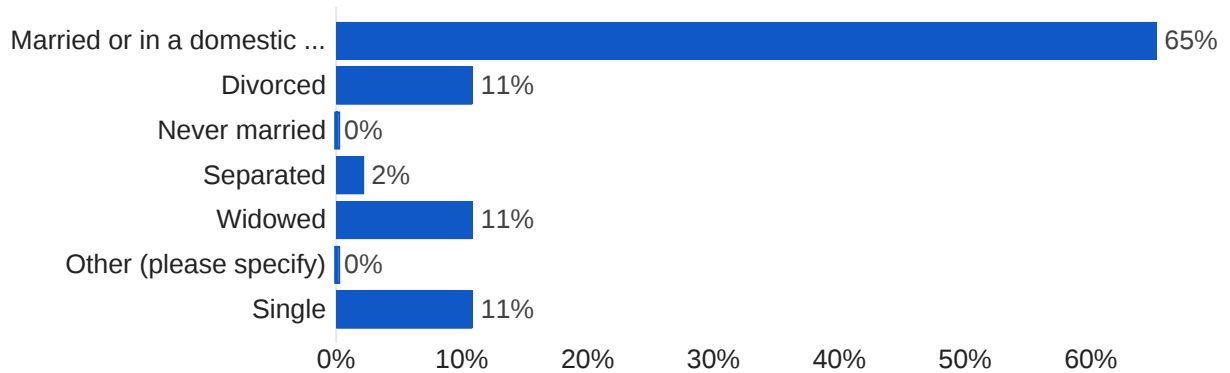


● Percentage

Appendix G - Senior Citizen Survey Data

Q40 - What is your marital status? - Selected Choice

46 Responses



● Percentage

Q41 - Is there anything else you would like to say about health in your community?

14 Responses

Is there anything else you would like to say about health in your community?

Thanks for all you do for our community.

Dental care - dentists - not affordable. Abysmal. Travel 60 miles to receive incompetent dental care.

I need a Pulmonologist.

no

No

i am proud of Uniontown Hospital and how it is growing and bringing more serves and physicians to Uniontown

No

In countries that I visited I found that the more people that worked at good paying jobs the better their health and education concerning health issues.

Way too much tobacco useage

This is an elderly county..resources to help such as home care

It is lacking with good doctors. My family is able to go to Morgantown to see the dictors there. Uniontown is part of the WV health system but Fayette still doesnt have the best doctors or care.

No

Our county has so many duplicate agencies , yet they are not working on reaching out to the people



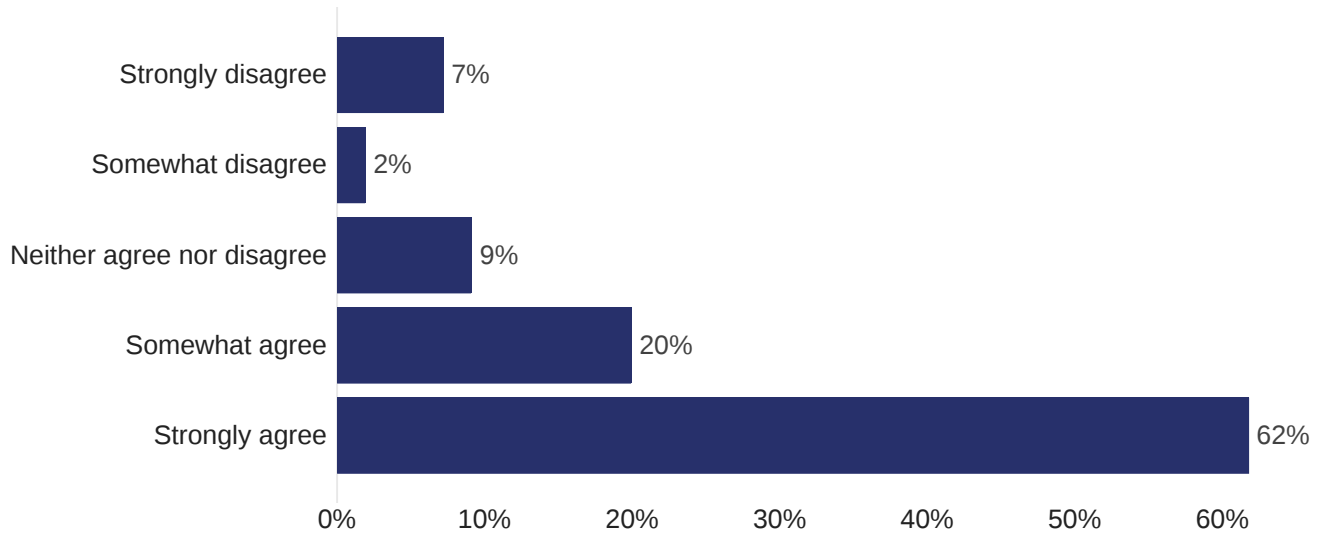
Appendix G - Senior Citizen Survey Data

nope

Appendix H - Access to Care

Q12 - I know how to access medical care in my community.

416 Responses



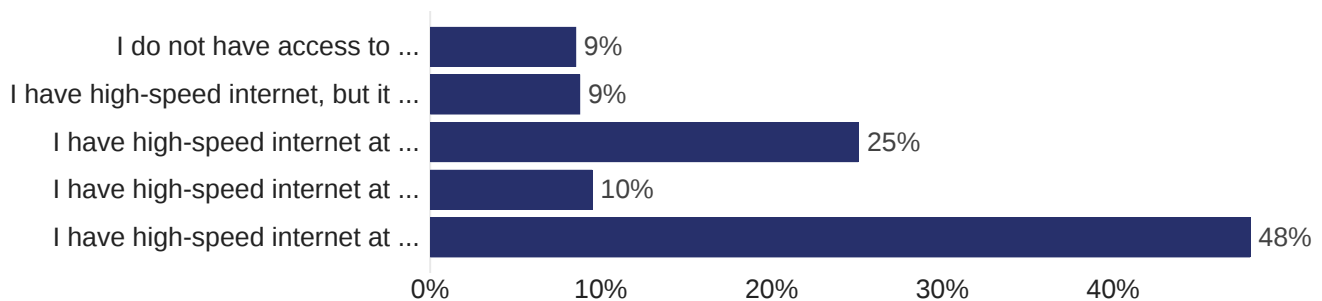
● Percentage

Appendix H - Access to Care

Q13 - Please tell us your level of agreement with each of these sentences about your ability to access medical care. 418 Responses

Field	Strongly disagree	Somewhat disagree	Neither agree nor disagree	Somewhat agree	Strongly agree
I have access to good health care.	4.07%	8.61%	8.13%	37.32%	41.87%
I am satisfied with the medical care I receive.	2.88%	7.91%	10.55%	42.69%	35.97%
I am able to afford medical care when needed.	8.47%	12.83%	8.23%	31.72%	38.74%
I am able to afford medications when needed.	5.54%	10.60%	9.16%	31.57%	43.13%
I am able to get medical care when I need it.	4.59%	6.28%	7.49%	35.99%	45.65%
I am able to see specialists when needed.	4.58%	9.16%	12.05%	38.07%	36.14%
I am able to see my primary care doctor when needed.	4.37%	3.88%	7.52%	33.74%	50.49%
I am able to get mental health care when needed.	6.90%	11.08%	31.53%	25.37%	25.12%
I have access to a walk-in clinic or urgent care.	5.07%	6.04%	9.18%	33.57%	46.14%

Q15 - Please tell us about access to telehealth medical care in your home.



● Percentage

Appendix H - Access to Care

Q14 - What medical services or specialties would you like to see offered in your area?

179 Responses

What medical services or specialties would you like to see offered in your area?

Nutritional specialist, more ability to PCPs for physicals, checkups, etc.

pediatric

Additional urology options

Radiation center

Educational programming in schools.

All - shouldn't have to drive over an hour for care.

All - hope more travelling doctors come to area esp. with Allegheny coming to town

endocrinology, rheumatology

A decent endocrineologist

Nothing new at this time.

Mental Health, Fayette drug & alcohol - too busy, gives same answers

Dental - affordable extractions

Longer hours for providers - earlier & later AND available during lunch hour - the office DOES NOT have to close for lunch!

Endocrinologists: Immune Specialists

Endocrinology

Better child care

endocrinologist and mental health

Pulmonology. I'm trying to get ahold of new Dr. Peter V Kochupura, at 724-912-7522 and no one answers the phone for me or your people who answer the phone at 724-430-5000.

endocrinology, mental health

mental health

additional mental health facilities, neurology , respiratory

Rheumatology

Appendix H - Access to Care

women's health

Happy with what we have

Diabetes Center, more weight loss options or programs that would pay for gym memberships, but you would need an accountability person to be successful.

diabetes management, more farmer's markets at lower cost fruits and vegetables, outpatient nutrition services

Mental Health Counselers

Endocrinologist

Mental health

none

more teen counseling, stress relief programs, rehab programs near.

Better women's health and specialists for various disabilities.

endocrinology,

mental health

Immunology, electrophysiology

Holistic full body wellness as well as health-minded education especially for those that are less fortunate

more walk in clinics. maybe one owned by the hospital that employees can use

Pediatrics, Mental health Adult and Pediatric , Interventional Neurology, Urology ,

There is a great need for Mental Health Care Facilities/Offices. It is near impossible to find mental health care in Fayette County. Chestnut Ridge is not the answer. Know individuals who struggle getting help from Chestnut Ridge.

Interactive dietitians, more mental health professionals for children

Diabetes doctor

Mental health

I personally would like to have more access to healthy weight and exercise programs.

Endocrinology

More gynecologist that actually deliver

dental

Appendix H - Access to Care

More rehab centers for those who need help and cannot get it from drug and alcohol abuse

endocrinology

better gyn care

Pediatric mental health

inpatient psychiatric

eye care

out patient clinics that doesn't turn anyone away with low cost but great care from those providing the care

increase availability to mental health services

Psychiatry MD Not counselors or social workers

Mental Health Care

Labor and delivery, diabetes education, children medical education

need neurologist

Endocrinology

all

more mental health - inpatient and outpatient

The ability to walk into a Med Express again without having to wait hours because of COVID and not being seen..

ENDOCRINOLOGY PULMONOLOGY

Geriatricians are greatly needed as this county has a high population of elderly and not enough in depth knowledge by regular PCPS to address the elderly.

urgent care center

Diabetes specialist. So hard traveling out of the area for this type of care.

endocrinology

n/a

mental health where you dont feel like they are going to 302 you for telling them how you feel

More offsite clinics closer to home

psychiatry; endocrinology

Appendix H - Access to Care

everything

not sure

More mental health services, an endocrinologist in the area and more pulmonologists in our area.

OB, pediatrics, Mental health

Mental health

Better Cardiac, Respiratory, and Mental Health

Mental Health services

obesity

more psych and pediatrics

Urgent care in more rural areas, and a birthing center at Uniontown Hospital

Help with respiratory problems

endocrinologist

I believe lack of obstetrics in our area severely hurt the community so it's wonderful to see it return.

I think more urgent care facilities would help decrease the burden on EDs

mental health

endocrinologist, dietician/nutrition, gyne

Rehabilitation to help others conservatively manage pain to improve the person's ability to continue working, improve health, prevent future hospitalizations, and decrease risk for falls.

more out-pt testing sites and out pt surg center not at hospital

low cost copays to access Drs, Specialists, etc.

Kidney Specialist.

Prevention, education, and safe communities

RHEUMATOLOGY

ENT, Dieticians, neurology,

Diabetes Management

bariatrics

ENDOCRINOLOGY, RHEUMATOLOGY

Pulmonology

endocrinology

Obstetrics and gynecology

obstetrics, pulmonology, neurology, cardiology

1. More urgent care availability 2. More pediatric care providers 3. Diabetes clinic 4. Integrative Medicine 5. Better home nursing care 6. Hospital serving actual healthy meals to patients ( as a new diabetic as it is now will receive pancakes and syrup for breakfast even when a diabetic diet is ordered. Focus should be on quality nutrition not empty calories. This is just one example. In some hospitals a cardiac patient is served a Mediterranean diet. It's educational plus it shows the facility is doing what it should to support wellness

Dermatology

Nutritionist and Psychiatrists and COVID long haul and vaccine injury clinics.

Endocrinologist

Labor and delivery

More for diabetics

Rheumatology

More choices of ENT, Gastro, Urologist

More urgent care clinics

Psychiatry; Nutritionist; COVID vaccine injury clinic

Psych/ Mental Health services

more female health related places

Nutrition

bariatric surgery, a good neurologist, and quality ER service not the shit we have now

Endocrine geriatrics

Surgical specialists

Support Groups and health education offerings

Rheumatology



## Appendix H - Access to Care

Excellent Neurologists

Low cost, more mental health

neurology, endo

More effective treatment for drug addiction and education on healthy life styles

Childrens

An endocrinologist who is accessible in the Uniontown area and timely at appointments

I am glad to see that Uniontown Hospital is opening the OB floor again!

More specialists with an office in FAYette County

We need a birthing center back and need something for drug and alcohol problems and giving drugs to get people off street drugs does not work

More pediatric options and a wholistic care facility

I don't know if any that we can't access.

Mental Health Care

Better pediatric, childrens, gastrointestinal, and nutritional services. An in-network urgent care center

Quality family medicine practices and psychiatry.

Functional medicine, reproductive health, more acupuncture options, more mental health resources for the community and schools, trained exercise and mobility personnel

How about a rapid response team for first responders

There is a need for a 24/7 Mental Health Center

More mental health/drug and alcohol abuse services....these lead to many other problems.

more widespread diabetes education

More mental health services

Ambulatory services

OB GYN

OB/GYN - Baby Delivery; Nutritional guidance

Hand surgeon

Appendix H - Access to Care

Internal medicine ,ent

a WVU Medicine urgent care

Better doctors in heart and cancer

More specialist

Being able to actually go to the drs office when needed and not being sent to Med express for everything

Obstaterictics

Rheumatologist

Obgyn

Mental health services are not readily available and accessible in this county.

N/a

More walk in clinic or urgent care options to be seen outside of pcp hours to avoid hospital

Wvu specialists that acceopt aetna custom hmo. All of our specialty care has to be at upmc , ahn etc

Maternity and Neglected Youth Care

My insurance company would NOT cover the new shingles vaccine. I'm having to pay \$500 out of pocket

none

Better drug and alcohol inpatient rehab facilities

Ankle injurys

urgent care

Orthopedic

More pcp

Advise hot line. / patient advocate

Obesity counseling and medical weight management

More specialty practice hours and availability.

More reliable doctors with good reputations

Endocrinology

## Appendix H - Access to Care

Children's endocrinologist

Homeless care

Inpatient mental health

OB, MENTAL HEALTH

endocrinology

Mental health, labor and delivery

OB/GYN. Neurology Endocrinology

Endocrinologist

A women's behavioral health program, obstetrics,

Rheumatologist

Diabetes and cardiologist